



September 28, 2022

County of Brant

Sent via email: alysha.dyjach@brant.ca

In accordance with the Social Services Shared Services Agreement, the Social Services Committee has prepared and recommended the attached draft budget for Social Services for the 2023 calendar year, being the "Draft budget".

The Social Services Committee, at its September 7, 2022 meeting, passed the following which was adopted at the September 20, 2022 City Council Meeting:

2023 Draft Social Services Budget [Financial Impact – \$17,582,499- Operating Budget, \$25,854,401-2023 Capital Budget], 2022-560

- A. THAT report 2022-560 titled 2023 Draft Shared Social Services Budget BE RECEIVED; and
- B. THAT the 2023 draft operating and capital Shared Social Services budgets as contained in report 2022-560 BE APPROVED; and
- C. THAT the City Clerk BE DIRECTED to deliver a copy of this report and the Committee's recommendations to the County of Brant prior to October 1, 2022.

As such, the following information is attached:

- 2023 Draft Social Services Budget Report 2022-560
- Operating Budget Summaries
- 2023 Proposed Shared Social Services Capital Budget

I trust this information is of assistance.

Yours truly,

A handwritten signature in black ink, appearing to read "Tanya Daniels".

Tanya Daniels
City Clerk, tdaniels@brantford.ca



Alternative formats and communication supports available upon request. Please contact accessibility@brantford.ca or 519-759-4150 for assistance.

Date Wednesday September 7, 2022 **Report No.** 2022-560

To Chair and Members
Social Services Committee

From Marlene Miranda

1.0 Type of Report

Consent Item ☐

Item For Consideration ☒

2.0 Topic 2023 Draft Social Services Budget [Financial Impact – \$17,582,499-Operating Budget, \$25,854,401-2023 Capital Budget]

3.0 Recommendation

- A. THAT report 2022-560 titled 2023 Draft Shared Social Services Budget BE RECEIVED; and
- B. THAT the 2023 draft operating and capital Shared Social Services budgets as contained in report 2022-560 BE APPROVED; and
- C. THAT the City Clerk BE DIRECTED to deliver a copy of this report and the Committee's recommendations to the County of Brant prior to October 1, 2022.

4.0 Executive Summary

As required under the Shared Services Agreement for Social Services, the Social Services Committee is required to approve a draft budget prior to the end of September. This new agreement is in parallel with the process set out in the Paramedic Services agreement. The 2023 draft base operating budget being proposed in this report represents a 4.99% increase over last year, and includes

no unmet needs requests. Also provided for Committee's approval is a draft 2023 capital budget totaling \$25,854,401.

5.0 Purpose and Overview

The purpose of this report is to present the draft 2023 Shared Social Services operating and capital budget to the Social Services Committee for approval.

6.0 Background

The City and the County entered into a new Shared Services Agreement for Social Services in November 2021. This agreement outlines a budget approval process and timeline that ensures the Social Services Committee, County Council and City Council all have an opportunity to review, comment on and ask questions about the proposed budget, before final approval by City Council. The timelines set out in the agreement are in keeping with those that are set out in the Paramedic Services agreement. The 2023 Shared Social Services budget is the first to follow this new process.

Changes to the budget timeline contained in the initial agreement were approved by both Councils in June to accommodate election year meeting constraints. Table-1 below sets out the timeline for approval of the 2023 Social Services budget:

Table 1 - Social Services Budget Timelines

Deadline	Deliverable
October 1, 2022	Social Services Committee is required to approve a draft budget prior to this date and deliver to both the City and the County. If no recommended draft budget is provided, the prior year's budget is deemed to be the draft budget.
December 30, 2022	County Council is presented with the draft budget, and is required to either approve the budget in principle, or identify questions, comments or concerns. Notice of County Council's decision to be provided to the City by December 31. If no questions or comment are received, the County is deemed to have approved the draft budget
January 31, 2023	Draft budget and notification of the County's position to be presented to City Council. City Council approve the final budget, inclusive of any amendments, giving consideration to the County's position.

Deadline	Deliverable
February 1, 2023	City approved budget to be delivered to the County for inclusion in their regular budget process.

Additionally, the new Shared Services Agreement for Social Services revised the basis for which the total municipal contribution to the costs of Social Services would be shared to a population basis. This resulted in a shift of some costs from the City to the County, for which the financial impact determined in the initial year would be phased in over three years. The 2023 budget reflects year 2 of this phase-in.

7.0 Corporate Policy Context

2021/22 Council Priorities Desired Outcomes

- #1 All neighbourhoods in the City are safe, vibrant, attractive and inclusive.
- #2 Social Services support is provided to Brantford residents in need.
- #4 There is a high trust in the City through demonstrated progress in taxpayer affordability in value for money.

County of Brant Strategic Plan

Priority 3: Economic Resilience

Priority 5: Healthy, Safe and Engaged Citizens

Community Services and Social Development – Making Life Better Every Day-A Vision and Plan 2022-2023.

Brantford – Brant Housing Stability Plan 2014-2024, Municipal Housing Master Plan and the Mayors' Housing Partnerships Task Force Affordable Housing Action Plan.

Building our Community from the Kids Up: A 10-Year Strategic Vision for Children's Services and Early Years.

8.0 Input From Other Sources

The City's Finance Department

9.0 Analysis

The City of Brantford is the Consolidated Municipal Service Manager (CMSM) for Ontario Works, Housing and Homelessness and Children's Services (Child Care and Early Years). These programs are jointly funded by the Province of Ontario, City of Brantford and County of Brant. The City fulfills the joint roles of Service System Manager (planning, oversight) and Service Delivery Partner (assessing recipient eligibility, direct delivery of programs and services).

As a Service Delivery partner, all provincial programs are delivered subject to provincial guidelines and governed by Accountability Agreements. As such, how services are delivered is influenced significantly by direction set by the Province. How services are delivered, monitored and evaluated and our performance is critical to maintaining provincial funding and credibility as a CMSM.

Family and Income Stability

Through the provincially legislated Ontario Works social assistance program, the Family & Income Stability Department is responsible for the delivery of services to provide financial assistance, stability supports and navigation services that assist residents of the City of Brantford and County of Brant. The goal is to help individuals and families meet basic financial need, connect with community partners, health care providers and employment services to increase employability, reliance and overall well-being.

Administration costs are shared between the Ministry of Children, Community and Social Services and both municipalities (City of Brantford and County of Brant). The municipal contributions are governed by the 2021 Shared Services Agreement and as discussed earlier in the report.

Provincial funding for the Ontario Works Program is referred to as Program Delivery Funding or PDF. The PDF for all municipalities in Ontario has been frozen at the level of 2018 actual expenditures since 2019. This means that pressures associated with such expenditures as costs to service caseloads which are increasing in both absolute numbers and complexity, labour costs such as collective agreement wage and benefit increases, and mitigating the transfer of funding to the new Employment Ontario System Service Managers fall to municipalities. While the Family and Income Stability department has been diligent in identifying offsetting efficiencies in 3 consecutive budgets following the provincial PDF freeze it becomes increasingly difficult to do so without negatively affecting service delivery to vulnerable community members.

As referenced in reports [Ontario Works Quarterly Update Q4 2022-60](#) and [Ontario Works Quarterly Update Q1 2022-339](#) the Ontario Works program is currently undergoing a provincially mandated transformation (“Social Assistance Renewal”). The City of Brantford is currently an early adopter site for Employment Services Transformation (EST), Centralized Intake (CI), and the Youth Project. Previous reports have informed the Social Services Committee and Council of these prototype/pilot projects. These projects have yet to demonstrate appreciable workload reduction or administrative efficiencies.

Children’s Services & Early Years Programs

The CMSM is responsible and accountable for managing a coordinated and responsive child care and early years system in the City of Brantford and County of Brant. Section 56 of the Child Care and Early Years Act.

In February 2022, Council approved a 10-year strategic vision, *Building Our Community from the Kids Up* that outlines goals and actions for the enhancement of children’s programs in the City and County (Report 2022, Building Our Community from the Kids Up).

As noted in Report 2022-386 (EarlyON Update), significant milestones within this vision are underway, including the planned expansion of EarlyON’s to the Cainsville Community Centre, the TB Costain Community Centre, Wayne Gretzky Sports Centre, Bell Homestead ‘pop ups’ a commitment to developing a dedicated Paris location, and Council approval to continue the City’s partnership with Six Nations of the Grand River to provide inclusive programming at both the Family Gatherings drop-in site (Harmony Square), and the delivery of Indigenous-led programming at all EarlyON locations.

In addition to these local program enhancements, staff continue to work closely with the Ministry of Education and local child care providers to implement the Canada Wide Early Learning and Child Care Plan (CWELCC). The intent of the CWELCC is to achieve average child care fees of \$10 per day by September 2025 and increasing the wage of licensed Early Childhood Educator (ECE) professionals (Report-266, CWELCC Update).

The CMSM will lead local implementation of CWELCC as part of its ongoing responsibility for planning and managing licensed child care services and EarlyON Child and Family Centres.

Housing and Homelessness Services

The *Housing Services Act*, 2011 (HSA) is Provincial Legislation that governs the provision of community housing within Ontario. The HSA has the primary purpose of ensuring the provision of community based delivery of housing and homelessness services. The legislation identifies that it is a matter of provincial interest that there be a system of housing and homelessness services administered through the prescribed Consolidated Municipal Service Manager.

Through Report PHSSS2013-65, 10 Year Brantford – Brant Housing Stability Plan and 5 Year Implementation Plan, dated October 9, 2013, Council and the Province approved the Brantford – Brant Housing Stability Plan 2014-2024 (BBHSP). In 2019, a five year-review process was initiated and completed (SSC2019-575, October 2, 2019) with revised action plans identified based on the work that had been completed in the previous 5 years. The five year update established six new goals which encompassed the previous goals and identified recommendations for the remaining five years of the Plan, and they are as follows:

1. Increasing and preserving affordable housing options
2. Providing holistic prevention and support services
3. Strengthening collaboration and coordination
4. Strengthen partnerships and collaboration with Indigenous Service Providers
5. Improve systems, planning and measurement
6. Reducing chronic homelessness

In October 2019, the Municipal Housing Master Plan was approved and in January 2021, the Mayors' Housing Partnerships Task Force Affordable Housing Action Plan was approved. Both of these plans supports the Housing Stability Plan goal to build 506 municipal owned units and 337 community units of affordable housing from 2020-2030. Table - 2 below provides an update on the development of the municipal affordable housing units.

Table 2 - Housing Developments Completed and Underway 2020-2023 & Potential Future Developments Towards 506 Affordable Rental Units

Development Site	Number of units	Status
5 Marlene Ave	30	Completed 2020
18 Stirton Ave	4	Completed 2021
177 Colborne St. W.	26	Underway - completed by 2022
170 Trillium Way, Paris	49	Underway - completed by 2023
	109	Completed and Underway
Next Future Sites		
36-40 Queen St.	28	2023
346 Shellard Lane	70	2023/2024
	98	Approved and Underway
Potential Future Sites		
Other City & County Sites	299	Analysis underway
	299	Analysis Underway
Total	506	

Community Services & Social Development Vision and Action Plan

In July 2022, the Social Services Committee and Council approved Making Life Better Every Day-A Vision and Plan 2022-2023. The vision developed using the current *City of Brantford Council Priorities*, the *County of Brant Strategic Plan 2019-2023* and more than 27 local, federal and provincial plans, all of which included extensive public and stakeholder consultation. Key informants, including commission staff, provided additional input into the document.

The three pillars of the CSSD Vision are:

Safe and Vibrant Places: Building communities where people love to live, feel connected, and have their basic needs met.

Healthy People: Creating conditions where every resident is able to achieve his or her optimal wellbeing.

Inspired Partnerships: Harnessing the energy and innovation of educational institutions, nonprofits, grassroots community groups to achieve our vision.

Each of these pillars is supported by strategic priorities, which are intended to guide operational plans and investment decisions over the upcoming 10 year horizon.

Shared Social Services Agreement and Budget

The City and the County entered into a new Shared Services Agreement for Social Services in November 2021 for the mandated CMSM services.

The proposed shared social services budget is based on current service levels with growth in affordable housing.

The communities of Brant and Brantford are rapidly growing both in population and demographics and with that increase comes a need for increased demand for services. Along with the growth the communities are facing the effects of the pandemic and an increase in homelessness and increased need for mental health and addictions services. The complexity of those served is evident.

Provincial mandates, accountability agreements, changes in budget formulas and strategic changes continue to impact the services and how they are provided.

Inflationary pressures are impacting both the operating and capital budgets for Social Services. The rate of consumer inflation decreased slightly to 7.6% year over year in July, down from 8.1% in June. Supply chain and labour shortage issues are also driving up construction costs that are largely impacting the capital program along with operational repairs and maintenance costs. In spite of these challenges, staff is proposing a draft 2023 operating budget that represents a 4.99% increase over last year. Table-3 below provides a summary of the total municipal cost shared budget for 2023. Business unit budgets by department are included in Appendix A.

Table 3 - 2023 Draft Operating Budget Summary

Department		2022 Net Budget	2023 Draft Budget	% Change
Family & Income Support	Revenues	23,053,800	21,920,300	(4.92)%
	Expenses	26,650,880	25,810,169	(3.15)%
	Net Levy	3,597,080	3,889,869	8.14%
Housing and Homelessness Services	Revenues	15,486,632	16,420,680	6.03%
	Expenses	27,543,719	29,019,940	5.36%
	Net Levy	12,057,087	12,599,260	4.50%
Children's Services and Early Years Programs	Revenues	17,425,975	24,640,308	41.40%
	Expenses	18,519,345	25,733,678	38.96%
	Net Levy	1,093,370	1,093,370	0.00%
Total Municipal Levy		16,747,537	17,582,499	4.99%

As noted in report 2022-226 (CWELCC Update), the Ministry of Education provided \$5,301,904 in 2022 to support CWLECC implementation, however future allocations, including any administration funding to support the CMSM are not known at this time. Staff are expecting additional information in late 2022, and any significant budget impacts will be reported to the Social Service Committee once known. Pending this information, staff have budgeted at 2022 levels, with no net budget impact. Excluding Children's Services, which has no net budget adjustments for 2023, Table-4 provides a summary of the drivers impacting the draft budget.

Table 4 - Summary of Budget Drivers

Category	Budget Adjustment	% Increase/ (Decrease)
Wages & Benefits	436,809	2.61%
Repairs & Maintenance	106,010	0.64%
Rent Supplements/Provider Subsidies	82,319	0.49%
Utilities	73,536	0.44%
LHC Capital Reserve Transfer	70,000	0.42%
Annualization of Security Program	50,720	0.30%
Property Taxes	31,831	0.19%
Revenue Increases (Rents, Mgmt fees)	(102,285)	(0.61%)
All Other	86,022	0.51%
Total Net Budget Increase		4.99%

The 2023 draft Social Services capital budget totals \$25,854,401. The capital budget is separated between 'Growth' projects (representing new affordable housing builds), 'State of Good Repair' projects (major repairs and improvements at existing Local Housing Corp. properties) and 'Other' projects. Major projects comprising the 2023 capital budget include the following:

- Shellard Lane 70 Unit New Affordable Housing Build
- Community Services and Social Development Hub Accommodation
- Daleview Gardens Electrical Services and Wiring System
- Security Camera Installation Phase 3 – Various properties
- Riverside Gardens Roof Replacement
- Northland Gardens Parking Lot/Curbs/Walkways/Fencing

- Walker's Green Parking Lot/Curbs/Walkways/ Balcony Doors
- Trillium Way Exterior Improvements/Water Softener

The growth project represents the construction of a new 70 unit affordable housing development at 346 Shellard Lane. With the County committing \$15.125 million towards new affordable housing capital, an estimated \$11.9 million of which has been allocated to the Trillium Way project based on current grants obtained, it is anticipated the City will contribute most of the capital funds towards the Shellard build. All other capital projects are cost shared, and with the exception of the CSSD Hub Accommodation project, will be funded from the Social Housing Capital Reserve for which the County has already contributed to. The CSSD Hub Accommodation project exceeds the available reserve balance, and will require a cost shared contribution from both the City and the County.

The impacts of the pandemic has shifted the work environment to a digital focus with the ability to work in different settings. The CSSD Hub Accommodation project will reduce the square footage from 39,675 square feet to approximately 6000 square feet which will generate a gross estimate of \$400,000 operational efficiencies with payback in 5-6 years of the project completion.

Table-5 provides a summary of the 2023 capital budget. A three year capital forecast identifying all individual projects being proposed, along with detail sheets for the 2023 program is included as Appendix B.

Table 5 - 2023 Draft Capital Budget Summary

Category	2023 Draft Capital Budget
Growth Projects	\$ 21,300,000
State of Good Repair Projects	1,604,401
Other Projects	2,950,000
Total	\$ 25,854,401

10.0 Financial Implications

The 2023 draft operating budget represents a 4.99% increase over the previous year. The budget is apportioned between the City and the County on the basis of

population. The population share has shifted slightly to be 72.0% City and 28.0% County (vs. 72.1% City and 27.9% County last year).

In accordance with the new Shared Services Agreement, the financial impact determined in the initial year by moving to a population based cost share methodology is being phased in over three years. The calculated value of that impact is almost \$2.4M, or \$798,861 annually. As such, the City/County apportionment for 2023 has been adjusted accordingly. Table-6 below summarizes the total municipal contribution to the 2023 draft operating budget.

Table 6 - Municipal Contribution Summary

	2022 Budget	2023 Draft Budget (72%/28%)	Phase-In Discount	Total 2023 Draft Budget	Variance	Variance
City	13,564,734	12,659,399	798,861	13,458,260	(106,474)	(0.78%)
County	3,182,803	4,923,100	(798,861)	4,094,839	912,036	29.58%
Total	16,747,537	17,582,499	-	17,582,499	834,962	4.99%

The 2023 draft capital budget is proposed to be funded from a variety of sources including grants, City/County reserves (held by City), City reserves and reserve funds (including development charges) and County contributions. Table-7 below summarizes the funding sources that are proposed to be utilized towards the 2023 capital budget.

Table 7 - Capital Funding Sources

		Funding Sources				
Category	Budget	Grants	City/County Reserves	City Only Reserves	City DCs	County
Growth	21,300,000	7,029,000	-	4,994,850	9,276,150	-
State of Good Repair	1,604,401	282,245	1,322,156	-	-	-
Other	2,950,000	179,946	370,054	1,728,000	-	672,000
Total	25,854,401	7,491,191	1,692,210	6,722,850	9,276,150	672,000

In 2001, assets owned by the Ontario Housing Corporation were transferred to various entities through the *Social Housing Reform Act*, 2000. A transfer of \$379,000 has been funded from the Social Housing operating budget and transferred annually to Social Housing Capital Reserve (RF0473) for the purposes of maintaining its assets in a good state of repair. Since its inception, the annual contribution to RF073 has not increased. Without an increased contribution, the 2023 capital budget, as presented, will not be affordable. Additionally, without the increase, there will be funding shortfall over ten years of approximately \$500,000 (uninflated). An additional \$70,000 has been included in the Social Housing operating budget for 2023, increasing the annual contribution to \$449,000.

11.0 Climate and Environmental Implications

Climate and/or environmental impacts will be addressed through each specific project and development with the goal to align with the City's climate goals to reduce Greenhouse gas (GHG) emissions from electricity and natural gas use.

12.0 Conclusion

The proposed 2023 draft Social Services budget is the first budget in keeping with the new Shared Service agreement between the County of Brant and the City of Brantford. The budget has been prepared based on current operational service levels with growth in affordable housing development considering social, provincial and economic impacts and to support the *Making Life Better Every Day*. These impacts and opportunities result in a 4.99% base operating increase over last year, with no unmet needs and a capital budget totaling \$25,854,401.



Marlene Miranda, General Manager, Community Services & Social Development

Prepared By:

Marlene Miranda, General Manager, Community Services & Social Development

Joelle Daniels, Director of Finance/City Treasurer

Attachments (if applicable)

Appendix A: 2023 Proposed Shared Social Services Operating Budget

Appendix B: 2023 Proposed Shared Social Services Capital Budget

Copy to:

County of Brant, Clerk

In adopting this report, is a by-law or agreement required? If so, it should be referenced in the recommendation section.

By-law required ☐ yes ☒ no

Agreement(s) or other documents to be signed by Mayor and/or City Clerk ☐ yes ☒ no

Is the necessary by-law or agreement being sent concurrently to Council? ☐ yes ☒ no



2023 NET OPERATING BUDGET SUMMARY

	2022 Budget	2023 Budget	2022/2023 Variance	Percentage Variance
FAMILY AND INCOME STABILITY	3,597,080	3,889,869	292,789	8.14 %
HOUSING AND HOMELESSNESS SERVICES	12,057,087	12,599,260	542,173	4.5 %
CHILDREN SERVICES & EARLY YEARS PROGRAMS	1,093,370	1,093,370	-	-
NET COMBINED MUNICIPAL BUDGET	16,747,537	17,582,499	834,962	4.99 %

	2022 Budget	2023 Budget Population (72%/28%)	Phase-In Discount	Total 2023 Budget	2022/2023 Variance	Percentage Variance
CITY	13,564,734	12,659,399	798,861	13,458,260	(106,474)	-0.78%
COUNTY	3,182,803	4,923,100	(798,861)	4,124,239	941,436	29.58%
	16,747,537	17,582,499	-	17,582,499	834,962	4.99%



2023 Business Unit Financial Summary

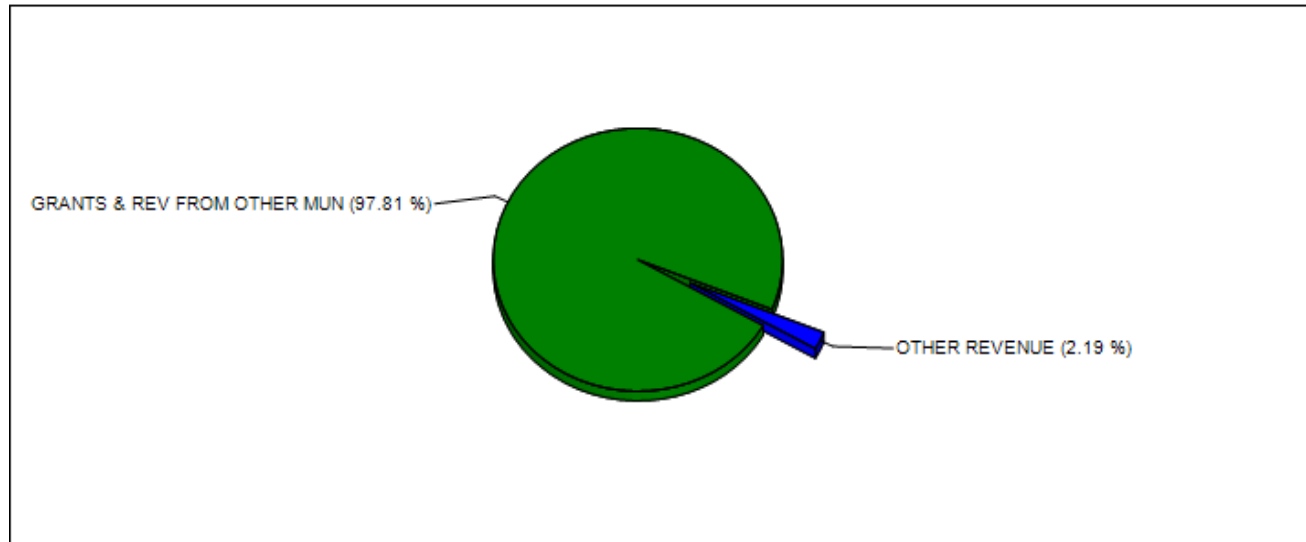
FAMILY AND INCOME STABILITY

	2022 Budget	2023 Budget	2022/2023 Variance	Percentage Variance
FAMILY AND INCOME STABILITY				
133100 - ONTARIO WORKS ADMIN	3,461,080	3,744,869	283,789	8.2 %
133220 - 100% PROVINCIAL ASSISTANCE	-	-	-	-
133221 - ONTARIO WORKS ASSISTANCE	-	-	-	-
133222 - DISCRETIONARY ASSISTANCE	-	-	-	-
133250 - ASSISTANCE-100% MUNICIPAL	121,000	120,000	(1,000)	(.83 %)
133290 - EMERGENCY MANAGEMENT	15,000	25,000	10,000	66.67 %
133402 - OW PRIOR PERIOD ADJUSTMENTS	-	-	-	-
Net (Revenues)/Expenses	3,597,080	3,889,869	292,789	8.14 %

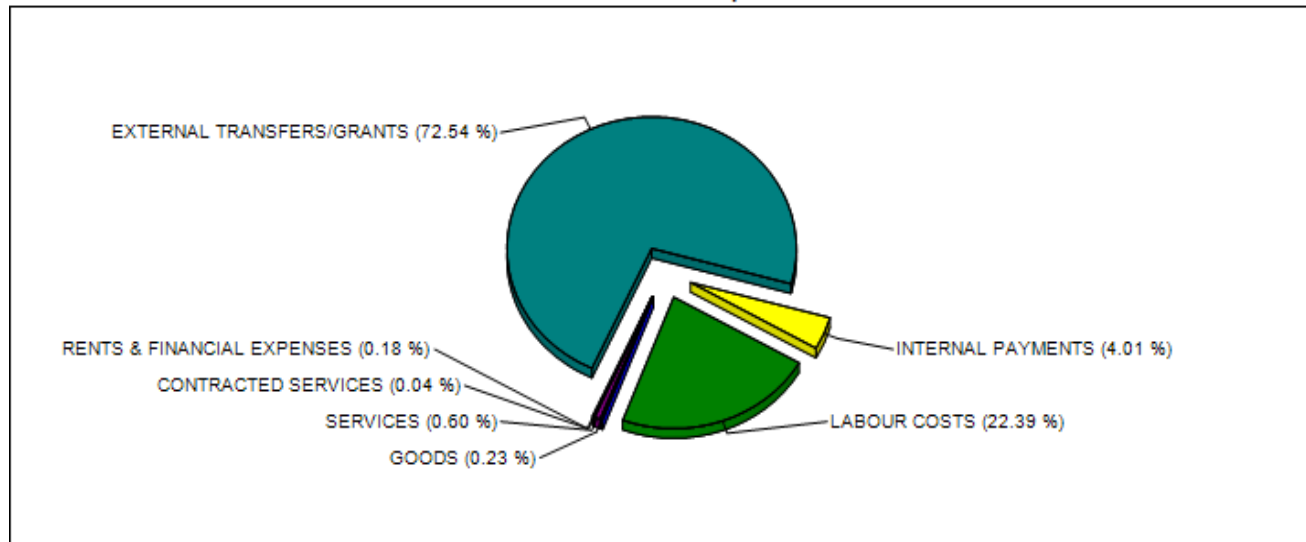
2023 Operating Budget

FAMILY AND INCOME STABILITY				
	2022 Budget	2023 Budget	Change	% Change
Revenues				
GRANTS & REV FROM OTHER MUN	22,409,800	21,440,300	(969,500)	-4.33%
OTHER REVENUE	644,000	480,000	(164,000)	-25.47%
Total Revenues	23,053,800	21,920,300	1,133,500	4.92%
Expenses				
CONTRACTED SERVICES	8,000	10,100	2,100	26.25%
EXTERNAL TRANSFERS/GRANTS	19,808,400	18,723,900	(1,084,500)	-5.47%
GOODS	86,516	59,600	(26,916)	-31.11%
INTERNAL PAYMENTS	992,775	1,034,290	41,515	4.18%
LABOUR COSTS	5,566,250	5,779,708	213,458	3.83%
RENTS & FINANCIAL EXPENSES	53,687	47,611	(6,076)	-11.32%
SERVICES	135,252	154,960	19,708	14.57%
Total Expenses	26,650,880	25,810,169	840,711	3.15%
Net Revenues\Expenses	(3,597,080)	(3,889,869)	(292,789)	-8.14%
Net Budget Increases\Decreases			292,789	8.14%

FAMILY AND INCOME STABILITY
2023 Revenues



FAMILY AND INCOME STABILITY
2023 Expenses





2023 Business Unit Financial Summary

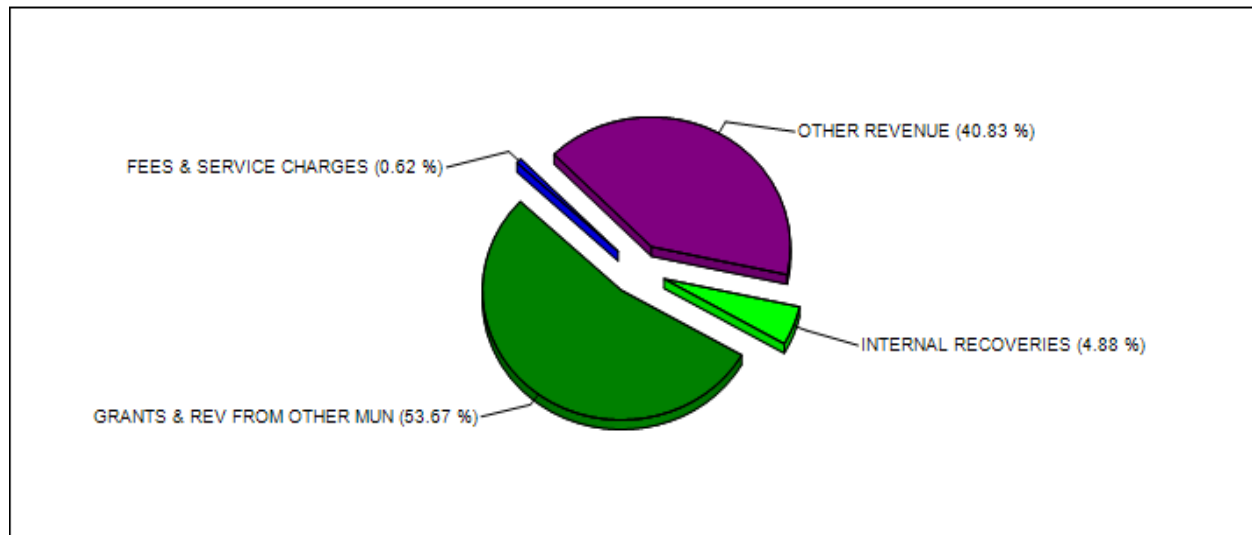
HOUSING AND HOMELESSNESS SERVICES

	2022 Budget	2023 Budget	2022/2023 Variance	Percentage Variance
HOUSING AND HOMELESSNESS SERVICES				
133450 - REACHING HOME	-	-	-	-
134100 - HOUSING ADMINISTRATION	1,931,792	2,131,775	199,983	10.35 %
134101 - NATIONAL HOUSING FORUM	4,700	4,700	-	-
134115 - BHOMES PROGRAM	-	-	-	-
134119 - IAH RENOVATE REVOLVING	-	-	-	-
134120 - IAH ADMIN FUNDING YR 1-4	-	-	-	-
134122 - IAH RENT SUPPLEMENT YR 2 12/13	-	-	-	-
134125 - IAH RENT SUPPLEMENT YR 3 13/14	-	-	-	-
134128 - IAH RENT SUPPLEMENT YR 4 14/15	-	-	-	-
134130 - IAH RENT SUPP EXT 14/15	-	-	-	-
134133 - IAH RENT SUPPLMT EXT YR2 15/16	-	-	-	-
134136 - IAH RENT SUPPLEMENT	-	-	-	-
134141 - IAH HOUSING ALLOW-DIRECT	-	-	-	-
134150 - COCHI ADMIN FUNDING	-	-	-	-
134155 - OPHI ADMIN FUNDING	-	-	-	-
134156 - OPHI BHOMES	-	-	-	-
134157 - OPHI ONT RENOVATES	-	-	-	-
134203 - HOMES FOR GOOD	-	-	-	-
134271 - AFFORDABLE HOUSING CITY/COUNTY	2,000	12,000	10,000	500. %
134300 - STRONG COMMUNITIES REGULAR RS	50,180	65,030	14,850	29.59 %
134301 - STRONG COMMUNITIES MOHLTC RS	14,529	16,779	2,250	15.49 %
134302 - STRONG COMMUNITIES MCSS RS	39,445	46,870	7,425	18.82 %
134320 - COMMERCIAL RENT SUPPLEMENT - FEDERAL	787,917	825,264	37,347	4.74 %
134322 - LOCAL PORTABLE HOUSING BENEFIT	140,400	140,400	-	-
134323 - CANADA ONTARIO HOUSING BENEFIT	-	-	-	-
134324 - TRAP RENT SUPPLEMENT	-	-	-	-
134350 - NON-PROFIT HOUSING - FEDERAL	5,628,697	5,649,144	20,447	.36 %
134521 - COMM HOMELESSNESS PREVENTION	457,709	427,612	(30,097)	(6.58 %)
134522 - HOMELESSNESS ADMINISTRATION	392,857	323,077	(69,780)	(17.76 %)
134600 - LOCAL HOUSING ADMINISTRATION - FEDERAL	2,030,431	2,108,458	78,027	3.84 %
134614 - LOCAL HOUSING PROPERTIES	705,728	1,016,908	311,180	44.09 %
134730 - AH HERITAGE HOUSE	-	-	-	-
134740 - AH 124 SHERWOOD DRIVE	-	-	-	-
134741 - AH JOHN NOBLE APARTMENTS	(129,298)	(134,967)	(5,669)	4.38 %
134743 - AH STIRTON AVE	-	-	-	-
134744 - AH 177 COLBORNE STREET	-	-	-	-
134745 - AH TRILLIUM WAY	-	-	-	-
134750 - AH MARLENE AVE SUPPORTIVE HSING	-	(33,790)	(33,790)	(100. %)
Net (Revenues)/Expenses	12,057,087	12,599,260	542,173	4.5 %

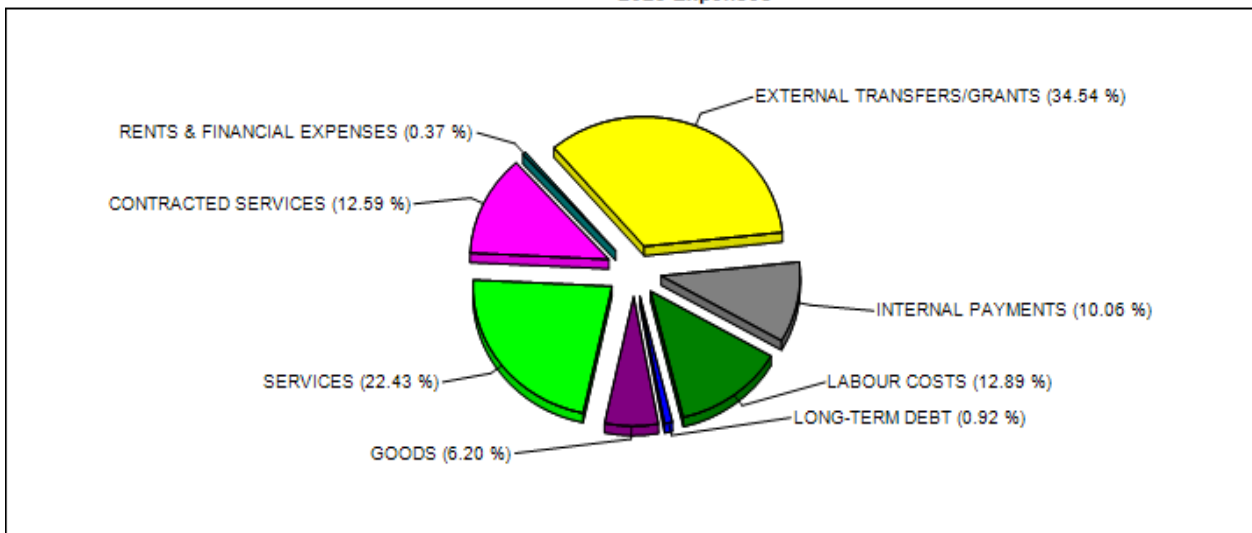
2023 Operating Budget

HOUSING AND HOMELESSNESS SERVICES				
	2022 Budget	2023 Budget	Change	% Change
Revenues				
FEES & SERVICE CHARGES	72,859	102,560	29,701	40.77%
GRANTS & REV FROM OTHER MUN	8,381,721	8,813,522	431,801	5.15%
INTERNAL RECOVERIES	751,605	800,618	49,013	6.52%
OTHER REVENUE	6,280,447	6,703,980	423,533	6.74%
Total Revenues	15,486,632	16,420,680	934,048	-6.03%
Expenses				
CONTRACTED SERVICES	3,491,880	3,654,541	162,661	4.66%
EXTERNAL TRANSFERS/GRANTS	9,757,106	10,022,286	265,180	2.72%
GOODS	1,786,488	1,800,238	13,750	0.77%
INTERNAL PAYMENTS	2,904,350	2,918,836	14,486	0.50%
LABOUR COSTS	3,543,860	3,741,165	197,305	5.57%
LONG-TERM DEBT	235,118	265,989	30,871	13.13%
RENTS & FINANCIAL EXPENSES	102,221	107,859	5,638	5.52%
SERVICES	5,722,696	6,509,026	786,330	13.74%
Total Expenses	27,543,719	29,019,940	1,476,221	5.36%
Net Revenues\Expenses	(12,057,087)	(12,599,260)	(542,173)	-4.50%
Net Budget Increases\Decreases			542,173	4.50%

HOUSING AND HOMELESSNESS SERVICES
2023 Revenues



HOUSING AND HOMELESSNESS SERVICES
2023 Expenses





2023 Business Unit Financial Summary

CHILDREN SERVICES & EARLY YEARS PROGRAMS

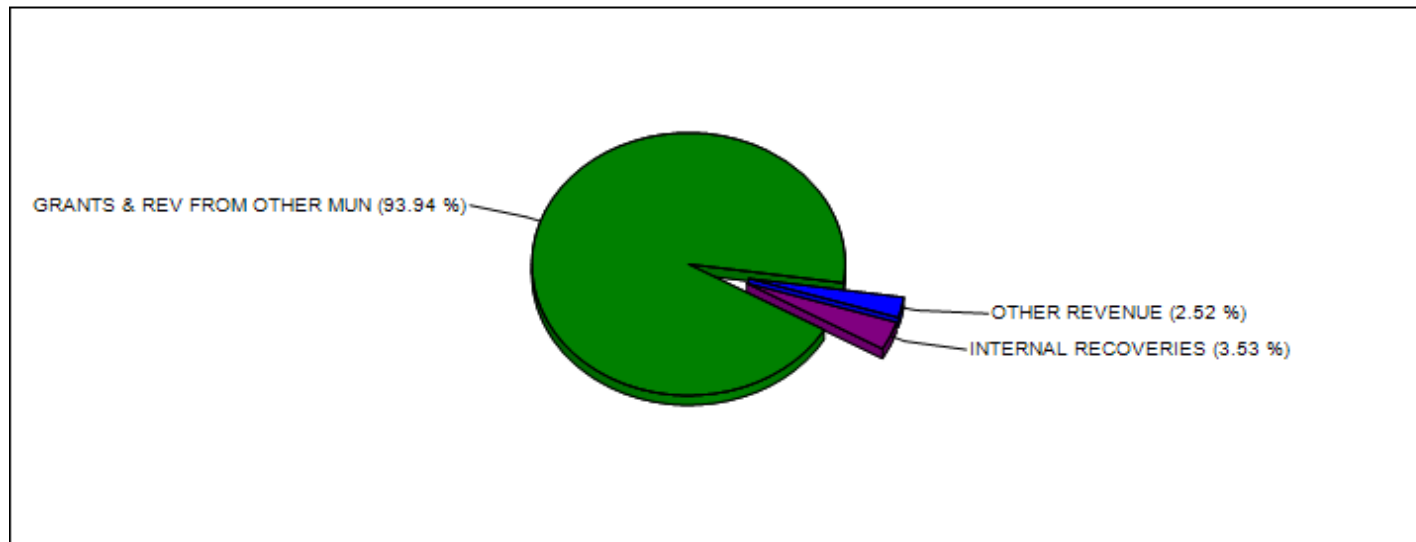
	2022 Budget	2023 Budget	2022/2023 Variance	Percentage Variance
135100 - CHILD CARE ADMINISTRATION	159,709	159,709	-	-
135150 - EMERGENCY CHILD CARE	-	-	-	-
135155 - CWELCC: ADMINISTRATION	-	-	-	-
135156 - CWELCC: WORKFORCE	-	-	-	-
135157 - CWELCC: FEE REDUCTION	-	-	-	-
135202 - FEE SUBSIDY	490,101	490,101	-	-
135220 - ONTARIO WORKS CHILDCARE	-	-	-	-
135260 - ELCC - FEDERAL	-	-	-	-
135315 - BASE FUNDING - LICENSED HCC	-	-	-	-
135317 - REINVESTMENT FUNDING	-	-	-	-
135320 - CC GENERAL OPERATING	326,734	326,734	-	-
135326 - WAGE ENHANCEMENT GRANT	-	-	-	-
135340 - CHILDCARE PAY EQUITY	-	-	-	-
135400 - SPECIAL NEEDS RESOURCING	-	-	-	-
135401 - TRANSFORMATION	-	-	-	-
135402 - CAPACITY	-	-	-	-
135403 - SMALL WATER WORKS	-	-	-	-
135404 - REPAIRS & MAINTENANCE	-	-	-	-
135405 - MINOR CAPITAL / TOYS & EQUIPMENT	-	-	-	-
135406 - CCEY WORKFORCE - FEDERAL	-	-	-	-
135480 - DATA ANALYSIS COORDINATOR /DAC	-	-	-	-
135502 - EARLY ON CENTRES	116,826	116,826	-	-
135515 - JOURNEY TOGETHER	-	-	-	-
135550 - CHILD CARE ADMIN CHARGES	-	-	-	-
135551 - CHILD CARE PRIOR PERIOD ADJ	-	-	-	-
Net (Revenues)/Expenses	1,093,370	1,093,370	-	-

2023 Operating Budget

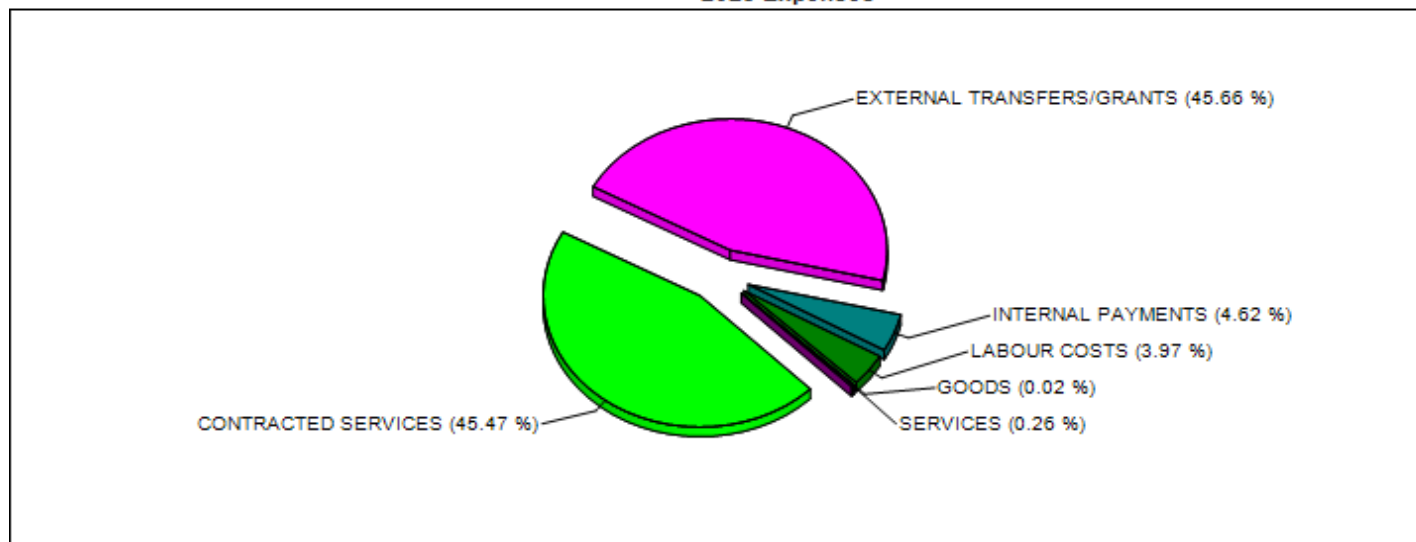
CHILDREN SERVICES & EARLY YEARS PROGRAM

	2022 Budget	2023 Budget	Change	% Change
Revenues				
GRANTS & REV FROM OTHER MUN	16,206,132	23,148,232	6,942,100	42.84%
INTERNAL RECOVERIES	598,267	870,500	272,233	45.50%
OTHER REVENUE	621,576	621,576	0	0.00%
Total Revenues	17,425,975	24,640,308	7,214,333	41.40%
Expenses				
CONTRACTED SERVICES	11,385,053	11,700,703	315,650	2.77%
EXTERNAL TRANSFERS/GRANTS	5,250,873	11,748,826	6,497,953	123.75%
GOODS	5,117	5,117	0	0.00%
INTERNAL PAYMENTS	901,294	1,189,961	288,667	32.03%
LABOUR COSTS	912,777	1,022,773	109,996	12.05%
SERVICES	64,231	66,298	2,067	3.22%
Total Expenses	18,519,345	25,733,678	7,214,333	38.96%
Net Revenues\Expenses	(1,093,370)	(1,093,370)	0	0.00%
Net Budget Increases\Decreases			0	0.00%

COMMUNITY PROGRAMS & SOCIAL DEVELOPMENT 2023 Revenues



COMMUNITY PROGRAMS & SOCIAL DEVELOPMENT 2023 Expenses





2023 CSSD Shared Services 1 Year Capital Budget Request

Appendix B

Page No.	PROJECT ID and PROJECT Name	Prior Approved	2023 Forecast Cost	Funding Sources				
				Grants	City DCs	City Reserves	City/County Reserves	County
	Growth	300,000	21,300,000	7,029,000	9,276,150	4,994,850		
	COMMUNITY SERVICES AND SOCIAL DEVELOPMENT [130]	300,000	21,300,000	7,029,000	9,276,150	4,994,850		
	Affordable Housing New Development	300,000	21,300,000	7,029,000	9,276,150	4,994,850		
B1	New Build - 50 Unit Affordable Housing Building (001959)	-	300,000	99,000	130,650	70,350		
B2	Shellard Lane New Build - 70 Unit Mixed Use Apartment Building (001250)	300,000	21,000,000	6,930,000	9,145,500	4,924,500		
	Other/New/Studies	215,000	2,950,000	179,946		1,728,000	370,054	672,000
	COMMUNITY SERVICES AND SOCIAL DEVELOPMENT [130]	215,000	2,950,000	179,946		1,728,000	370,054	672,000
	Buildings and Facilities	200,000	2,400,000			1,728,000		672,000
B3	Accommodation Strategy Phase 4 - Community Services and Social Development Accommodations (000976)	200,000	2,400,000			1,728,000		672,000
	Housing Capital Repairs	15,000	550,000	179,946			370,054	
B4	Brant/Lorne Additional Parking (002068)	15,000	150,000	150,000			-	
B5	Winston Court Laundry room fobs (002121)	-	40,000	29,946			10,054	
B6	Security Camera Installation - Phase 3 (002125)	-	360,000				360,000	
	State of Good Repair	60,148	1,604,401	282,245			1,322,156	
	COMMUNITY SERVICES AND SOCIAL DEVELOPMENT [130]	60,148	1,604,401	282,245			1,322,156	
	Housing Capital Repairs	60,148	1,604,401	282,245			1,322,156	
B7	Daleview Gardens - Electrical Services and Wiring System (001986)	23,520	400,982				400,982	
B8	Northland Gardens - Parking Lots/curbs/walkways/fencing (000736)	8,750	215,000				215,000	
B9	Walker's Green - Parking lot/curbs/walkways/railings (002036)	10,000	119,340				119,340	
B10	LHC Properties - Kitchen Renovations (001637)	-	100,000	100,000			-	
B11	Riverside Gardens Roof Replacement (002122)	-	220,000	95,900			124,100	
B12	Brant Towers - Bathroom Risers (002009)	-	93,600				93,600	
B13	Winston Court - Electrical (001988)	5,250	89,505				89,505	
B14	Trillium Way - Exterior Improvements (000738)	5,950	101,079	86,345			14,734	
B15	Willow Street - Exterior windows* (002029)	3,150	55,000				55,000	
B16	Walker's Green - Balcony Doors* (002035)	-	50,000				50,000	
B17	Sunrise Villa - Exterior windows & doors* (002038)	3,528	45,000				45,000	
B18	Water Softener - Trillium & JNA (002123)	-	40,000				40,000	
B19	Northland Gardens - Windows & Doors & Entry-ways* (000743)	-	32,200	-			32,200	
B20	Lorne Towers - Panels & Distribution House (002006)	-	23,695	-			23,695	
B21	Lorne Towers Stairwell Wall Repair - Interior/Exterior (002124)	-	8,000	-			8,000	
B22	Sunrise Villa - Parking lot/walkways/patios/railings (002039)	-	11,000	-			11,000	
	Grand Total	575,148	25,854,401	7,491,191	9,276,150	6,722,850	1,692,210	672,000



Capital Project Detail Sheet

Project Name:

New Build - 50 Unit Affordable Housing Building

Project ID:

001959

Ward:

1, 2, 3, 4, 5, County

Commission:

130 - COMMUNITY SERVICES AND SOCIAL DEVELOPMENT

Activity Type:

Project

Program Area:

Affordable Housing New Development

Department:

210 - HOUSING AND HOMELESSNESS SERVICES

SOGR or Growth:

Growth

Description:

A proposed 50 unit affordable housing building in the City of Brantford. City land may be available or may need to be purchased. Additional funding from government sources for housing supply initiatives could potentially offset part of the cost of this project depending on future announcements, which have been included as Other Funding Source per estimates provided in Development Charge Study. The build will be structured so that the rental revenues will cover all operating costs and debenture payments, if needed. Project is conditional upon financial feasibility and available grant funding. This initiative meets Brant/Brantford's Housing Stability Plan.

No County share included in third party funding at this time due to County's excess contribution to Trillium Way Project.

Other funding source - potential grants

Project Finances:											
Current Year Cost:			\$300,000		Total Cost:			\$15,300,000			
Phase / Reserve Account	Prior Approved	2023	2024	2025	2026	2027	2028	2029	2030	2031	2032
Construction/Rehab/Replacements	-	-	15,000,000	-	-	-	-	-	-	-	-
475 - AFFORDABLE HOUSING (CITY)	-	-	3,517,500	-	-	-	-	-	-	-	-
OFS - OTHER FUNDING SOURCE	-	-	4,950,000	-	-	-	-	-	-	-	-
415 - DEVELOPMENT CHARGES - HOUSING	-	-	6,532,500	-	-	-	-	-	-	-	-
Design/Pre Eng	-	300,000	-	-	-	-	-	-	-	-	-
475 - AFFORDABLE HOUSING (CITY)	-	70,350	-	-	-	-	-	-	-	-	-
OFS - OTHER FUNDING SOURCE	-	99,000	-	-	-	-	-	-	-	-	-
415 - DEVELOPMENT CHARGES - HOUSING	-	130,650	-	-	-	-	-	-	-	-	-
Total:	-	300,000	15,000,000	-	-	-	-	-	-	-	-



Capital Project Detail Sheet

Project Name:	Shellard Lane New Build - 70 Unit Mixed Use Apartment Building						
Project ID:	001250	Ward:	1, 2, 3, 4, 5	Commission:	130 - COMMUNITY SERVICES AND SOCIAL DEVELOPMENT	Activity Type:	Project
Program Area:	Affordable Housing New Development			Department:	210 - HOUSING AND HOMELESSNESS SERVICES	SOGR or Growth	Growth
Description:	<p>A proposed minimum 70 unit mixed use apartment building in the City of Brantford. The rental revenues will cover all operating costs and be self-sufficient. Land Cost \$0. Construction \$21,000,000 including soft costs. This initiative meets Brant/Brantford's Housing Stability Plan.</p> <p>Additional funding from government sources for housing supply initiatives could potentially offset part of the cost of this project, depending on future announcements.</p> <p>Third Party funding represents the County share of new affordable housing development, based on the City-County Cost-Sharing Agreement, November, 2021, whereby the City and County will negotiate the County's portion of capital share for each new affordable housing development of the remaining Service Manager target of 506 new units by 2030</p> <p>No County share included in third party funding at this time due to County's excess contribution to Trillium Way Project.</p> <p>Prior Approved 3rd Party Funding 2021 - OPHI Provincial Funding \$200,000</p> <p>Other Funding Source - potential grants</p>						

Project Finances:

Current Year Cost:	\$21,000,000	Total Cost:	\$21,300,000
---------------------------	--------------	--------------------	--------------

[illegible]



Capital Project Detail Sheet

Project Name:	Accommodation Strategy Phase 4 - Community Services and Social Development Accommodations						
Project ID:	000976	Ward:	5	Commission:	130 - COMMUNITY SERVICES AND SOCIAL DEVELOPMENT	Activity Type:	Project
Program Area:	Buildings and Facilities		Department:	201 - CSSD ADMINISTRATION		SOG or Growth	Other/New/Studies
Description:	<p>To reduce the current footprint of the CSSD Office to 6000 square feet from 39,675 square feet.</p> <p>6000 square feet with renovation of \$400/sq ft in 2023</p> <p>We are reducing the footprint from 39,675 square footage to 6000 for the CSSD hub.</p> <p>Decentralization is no longer being considered as the environment has shifted and will be focusing on neighbourhood programing:</p> <ul style="list-style-type: none"> - On line/Virtual services - Service Reductions/Outsourcing - Emphasis on Staff Safety/Current Users - Understanding the Impact of Social Services Downtown - Current and Anticipated Budget Reductions - Work from Home Policy - Emphasis on Community Programming Expansion <p>City - 72%</p> <p>County - 28%</p>						

Project Finances:

Current Year Cost:	\$2,400,000	Total Cost:	\$2,600,000
---------------------------	-------------	--------------------	-------------

[illegible]



Capital Project Detail Sheet

Project Name:	Brant/Lorne Additional Parking				
Project ID:	002068	Ward:	1	Commission:	130 - COMMUNITY SERVICES AND SOCIAL DEVELOPMENT
Program Area:	Housing Capital Repairs	Department:	210 - HOUSING AND HOMELESSNESS SERVICES	Activity Type:	Project
Description:	Add approximately 30 more parking spaces to the parking lots at Brant and Lorne to allow tenants, visitors, contractors and PSW staff to park their vehicles on site. 3rd Party Funding 2023 - COCHI Federal Funding \$150,000				
SOGR or Growth	Other/New/Studies				

Project Finances:

Current Year Cost:	\$150,000	Total Cost:	\$165,000
---------------------------	-----------	--------------------	-----------

[illegible]



Capital Project Detail Sheet

B5

Appendix B

Project Name:	Winston Court Laundry room fobs						
Project ID:	002121	Ward:	5	Commission:	130 - COMMUNITY SERVICES AND SOCIAL DEVELOPMENT	Activity Type:	Project
Program Area:	Housing Capital Repairs		Department:	210 - HOUSING AND HOMELESSNESS SERVICES		SOG or Growth	Other/New/Studies
Description:	Install fobs at all laundry room entrance doors						

Project Finances:

Current Year Cost:	\$40,000	Total Cost:	\$40,000
---------------------------	----------	--------------------	----------

[illegible]



Capital Project Detail Sheet

Project Name:	Security Camera Installation - Phase 3						
Project ID:	002125	Ward:	1, 3, 4, 5	Commission:	130 - COMMUNITY SERVICES AND SOCIAL DEVELOPMENT	Activity Type:	Project
Program Area:	Housing Capital Repairs			Department:	210 - HOUSING AND HOMELESSNESS SERVICES	SOG or Growth	Other/New/Studies
Description:	Installation of security camera systems at Northland Gardens, Daleview Gardens, Eastdale Gardens and Stirto Aven						

Project Finances:

Current Year Cost:	\$360,000	Total Cost:	\$360,000
---------------------------	-----------	--------------------	-----------

[illegible]



Capital Project Detail Sheet

Project Name: Northland Gardens - Parking Lots/curbs/walkways/fencing

Project ID:	000736	Ward:	3	Commission:	130 - COMMUNITY SERVICES AND SOCIAL DEVELOPMENT	Activity Type:	Project
--------------------	--------	--------------	---	--------------------	---	-----------------------	---------

Program Area:	Housing Capital Repairs	Department:	210 - HOUSING AND HOMELESSNESS SERVICES	SOGR or Growth	State of Good Repair
----------------------	-------------------------	--------------------	---	-----------------------	----------------------

Description:	As recommended in the Building Condition Audit performed by Morrison Hershfield and undertaken in 2013. There are three paved parking lots showing some localized settlement and cracking. The perimeter concrete curbs are showing extensive pitting. Concrete curbs, walkways, asphalt pavement and fencing require replacement to ensure safety. It is recommended this work would be phased in over two years; having the Consultant services in 2021 and the construction to follow in 2023.
---------------------	---

Project Finances:

Current Year Cost:	\$215,000	Total Cost:	\$223,750
---------------------------	-----------	--------------------	-----------

[illegible]



Capital Project Detail Sheet

Project Name:	Walker's Green - Parking lot/curbs/walkways/railings						
Project ID:	002036	Ward:	County	Commission:	130 - COMMUNITY SERVICES AND SOCIAL DEVELOPMENT	Activity Type:	Project
Program Area:	Housing Capital Repairs			Department:	210 - HOUSING AND HOMELESSNESS SERVICES	SOGR or Growth	State of Good Repair
Description:	Per the 2021 BCA performed by JLL, it is recommended to replace the roadway surface, walkways, railing and concrete curbs that are at the end of their useful life.						
	3rd Party Funding 2024 COCHI \$119,340						

Project Finances:

Current Year Cost:	\$119,340	Total Cost:	\$129,340
---------------------------	-----------	--------------------	-----------

[illegible]



Capital Project Detail Sheet

Project Name:	LHC Properties - Kitchen Renovations						
Project ID:	001637	Ward:	1, 2, 3, 4, 5, County	Commission:	130 - COMMUNITY SERVICES AND SOCIAL DEVELOPMENT	Activity Type:	Program
Program Area:	Housing Capital Repairs		Department:	210 - HOUSING AND HOMELESSNESS SERVICES		SOGR or Growth	State of Good Repair
Description:	As recommended in the Building Condition Audit kitchen cabinets are original to most units and require replacement. In-suite millwork is generally limited to cabinetry above and below the kitchen counter, including the countertops, sink and faucet. It is recommended kitchen renovations be completed on move-out and as requested and required for various LHC Properties.						
	3rd Party Funding 2023 to 2027 - COCHI Funding \$500,000						

Project Finances:

Current Year Cost:	\$100,000	Total Cost:	\$100,000
---------------------------	-----------	--------------------	-----------

[illegible]



Capital Project Detail Sheet

Project Name:	Riverside Gardens Roof Replacement						
Project ID:	002122	Ward:	5	Commission:	130 - COMMUNITY SERVICES AND SOCIAL DEVELOPMENT	Activity Type:	Project
Program Area:	Housing Capital Repairs		Department:	210 - HOUSING AND HOMELESSNESS SERVICES	SOGR or Growth	State of Good Repair	
Description:	As identified by Property Manager, shingle replacement is required for the 17 Marie, 43 Tecumseh, 50 Pontiac & 46 Pontiac Blocks . Design and Construction costs.						
	3rd Party Funding 2023 - OPHI \$95,900						

Project Finances:

Current Year Cost:	\$220,000	Total Cost:	\$220,000
---------------------------	-----------	--------------------	-----------

[illegible]



Capital Project Detail Sheet

Project Name:	Winston Court - Electrical						
Project ID:	001988	Ward:	5	Commission:	130 - COMMUNITY SERVICES AND SOCIAL DEVELOPMENT	Activity Type:	Project
Program Area:	Housing Capital Repairs		Department:	210 - HOUSING AND HOMELESSNESS SERVICES		SOGR or Growth	State of Good Repair
Description:	Per the 2021 BCA performed by JLL, it is recommended to upgrade the common area electrical panels and disconnects. Some panels and disconnects are rusted and corroded due to plumbing leaks in the vicinity of the electrical equipment.						

Project Finances:

Current Year Cost:	\$89,505	Total Cost:	\$94,755
---------------------------	-----------------	--------------------	-----------------

[illegible]



Capital Project Detail Sheet

Project Name:	Trillium Way - Exterior Improvements						
Project ID:	000738	Ward:	County	Commission:	130 - COMMUNITY SERVICES AND SOCIAL DEVELOPMENT	Activity Type:	Project
Program Area:	Housing Capital Repairs			Department:	210 - HOUSING AND HOMELESSNESS SERVICES	SOGR or Growth	State of Good Repair
Description:	Per the 2021 BCA performed by JLL, it is recommended to replace the windows and balcony doors that are at the end of their useful life.						
	3rd Party Funding 2023 COCHI \$86,345						

Project Finances:

Current Year Cost:	\$101,079	Total Cost:	\$107,029
---------------------------	-----------	--------------------	-----------

[illegible]



Capital Project Detail Sheet

Project Name:	Willow Street - Exterior windows*						
Project ID:	002029	Ward:	County	Commission:	130 - COMMUNITY SERVICES AND SOCIAL DEVELOPMENT	Activity Type:	Project
Program Area:	Housing Capital Repairs		Department:	210 - HOUSING AND HOMELESSNESS SERVICES	SOGR or Growth	State of Good Repair	
Description:	Per the 2021 BCA performed by JLL, it is recommended to replace exterior windows at the end of their life.						

Project Finances:

Current Year Cost:	\$55,000	Total Cost:	\$58,150
---------------------------	----------	--------------------	----------

[illegible]



Capital Project Detail Sheet

Project Name:	Walker's Green - Balcony Doors*						
Project ID:	002035	Ward:	County	Commission:	130 - COMMUNITY SERVICES AND SOCIAL DEVELOPMENT	Activity Type:	Project
Program Area:	Housing Capital Repairs			Department:	210 - HOUSING AND HOMELESSNESS SERVICES	SOGR or Growth	State of Good Repair
Description:	Per the 2021 BCA performed by JLL, it is recommended to replace balcony doors at the end of their life.						

Project Finances:

Current Year Cost:	\$50,000	Total Cost:	\$50,000
---------------------------	----------	--------------------	----------

[illegible]



Capital Project Detail Sheet

Project Name:	Sunrise Villa - Exterior windows & doors*						
Project ID:	002038	Ward:	County	Commission:	130 - COMMUNITY SERVICES AND SOCIAL DEVELOPMENT	Activity Type:	Project
Program Area:	Housing Capital Repairs		Department:	210 - HOUSING AND HOMELESSNESS SERVICES		SOGR or Growth	State of Good Repair
Description:	Per the 2021 BCA performed by JLL, it is recommended to replace exterior windows & doors at the end of their life.						

Project Finances:

Current Year Cost:	\$45,000	Total Cost:	\$48,528
---------------------------	----------	--------------------	----------

[illegible]



Capital Project Detail Sheet

Project Name:	Water Softener - Trillium & JNA						
Project ID:	002123	Ward:	1, County	Commission:	130 - COMMUNITY SERVICES AND SOCIAL DEVELOPMENT	Activity Type:	Project
Program Area:	Housing Capital Repairs			Department:	210 - HOUSING AND HOMELESSNESS SERVICES	SOGR or Growth	State of Good Repair
Description:	Replacement of the water softener at Trillium and new water softener at John Noble Apartments.						
	JNA - \$26,000 Trillium - \$14,000						

Project Finances:

Current Year Cost:	\$40,000	Total Cost:	\$40,000
---------------------------	----------	--------------------	----------

[illegible]



Capital Project Detail Sheet

Project Name:

Northland Gardens - Windows & Doors & Entry-ways*

Project ID:

000743

Ward:

3

Commission:

130 - COMMUNITY SERVICES AND SOCIAL DEVELOPMENT

Activity Type:

Project

Program Area:

Housing Capital Repairs

Department:

210 - HOUSING AND HOMELESSNESS SERVICES

SOGR or Growth:

State of Good Repair

Description:

Per the 2021 BCA performed by JLL, it is recommended to replace the windows and balcony doors that are at the end of their useful life. The majority of windows are aluminum-framed horizontal slider units with two single-glazed sashes per side. These window units are showing significant condensation and lack energy efficiency. It is recommended these units be replaced with more energy efficient double-glazed windows in thermally broken frames along with updated existing perimeter sealant and flashing.

Wood cladding at the entry-ways are in poor condition with paint peeling and some rot. Cladding should be replaced.

The Front and Rear doors of each unit consist of an insulated prefinished metal door with a semi-circular half lite of insulated glass. In addition each entrance door has an exterior self-closing storm door. It is recommended all doors be upgraded to a more efficient door system.

3rd Party Funding
2024 COCHI \$460,000

Project Finances:
Current Year Cost: \$32,200Total Cost: \$492,200

Phase / Reserve Account	Prior Approved	2023	2024	2025	2026	2027	2028	2029	2030	2031	2032
Construction/Rehab/Replacements	-	-	460,000	-	-	-	-	-	-	-	-
TPC - THIRD PARTY CONTRIBUTION	-	-	460,000	-	-	-	-	-	-	-	-
Design/Pre Eng	-	32,200	-	-	-	-	-	-	-	-	-
473 - SOCIAL HOUSING CAPITAL RESERVE (CITY/COUNTY)	-	32,200	-	-	-	-	-	-	-	-	-
Total:	-	32,200	460,000	-	-	-	-	-	-	-	-



Capital Project Detail Sheet

Project Name:	Lorne Towers - Panels & Distribution House					
Project ID:	002006	Ward:	1	Commission:	130 - COMMUNITY SERVICES AND SOCIAL DEVELOPMENT	Activity Type: Project
Program Area:	Housing Capital Repairs		Department:	210 - HOUSING AND HOMELESSNESS SERVICES	SOGR or Growth:	State of Good Repair
Description:	Per the 2021 BCA performed by JLL, it is recommended to replace the suite electrical panels and distribution house at the end of its life. 3rd Party Funding 2024 COCHI \$338,500					

Project Finances:
Current Year Cost: \$23,695Total Cost: \$362,195

Phase / Reserve Account	Prior Approved	2023	2024	2025	2026	2027	2028	2029	2030	2031	2032
Construction/Rehab/Replacements	-	-	338,500	-	-	-	-	-	-	-	-
TPC - THIRD PARTY CONTRIBUTION	-	-	338,500	-	-	-	-	-	-	-	-
Design/Pre Eng	-	23,695	-	-	-	-	-	-	-	-	-
473 - SOCIAL HOUSING CAPITAL RESERVE (CITY/COUNTY)	-	23,695	-	-	-	-	-	-	-	-	-
Total:	-	23,695	338,500	-	-	-	-	-	-	-	-



Capital Project Detail Sheet

B21

Appendix B

Project Name:	Lorne Towers Stairwell Wall Repair - Interior/Exterior					
Project ID:	002124	Ward:	1	Commission:	130 - COMMUNITY SERVICES AND SOCIAL DEVELOPMENT	Activity Type: Project
Program Area:	Housing Capital Repairs		Department:	210 - HOUSING AND HOMELESSNESS SERVICES	SOGR or Growth	State of Good Repair
Description:	Moisture issues within the east and west stairwells of the building, replacement of siding with EIFS (Exterior Insulation Finish System)					

Project Finances:
Current Year Cost: \$8,000Total Cost: \$368,000

Phase / Reserve Account	Prior Approved	2023	2024	2025	2026	2027	2028	2029	2030	2031	2032
Construction/Rehab/Replacements	-	-	360,000	-	-	-	-	-	-	-	-
473 - SOCIAL HOUSING CAPITAL RESERVE (CITY/COUNTY)	-	-	87,628	-	-	-	-	-	-	-	-
477 - SOCIAL HOUSING HOMELESSNESS (CITY/COUNTY)	-	-	116,199	-	-	-	-	-	-	-	-
TPC - THIRD PARTY CONTRIBUTION	-	-	156,173	-	-	-	-	-	-	-	-
Design/Pre Eng	-	8,000	-	-	-	-	-	-	-	-	-
473 - SOCIAL HOUSING CAPITAL RESERVE (CITY/COUNTY)	-	8,000	-	-	-	-	-	-	-	-	-
Total:	-	8,000	360,000	-	-	-	-	-	-	-	-



Capital Project Detail Sheet

Project Name:	Sunrise Villa - Parking lot/walkways/patios/railings					
Project ID:	002039	Ward:	County	Commission:	130 - COMMUNITY SERVICES AND SOCIAL DEVELOPMENT	Activity Type: Project
Program Area:	Housing Capital Repairs		Department:	210 - HOUSING AND HOMELESSNESS SERVICES	SOGR or Growth	State of Good Repair
Description:	Per the 2021 BCA performed by JLL, it is recommended to replace the roadway surface, walkways, railing, patios and concrete curbs of their life.					
	Third Party Funding 2024 - \$60,000					

Project Finances:
Current Year Cost: \$11,000Total Cost: \$121,000

Phase / Reserve Account	Prior Approved	2023	2024	2025	2026	2027	2028	2029	2030	2031	2032
Construction/Rehab/Replacements	-	-	110,000	-	-	-	-	-	-	-	-
473 - SOCIAL HOUSING CAPITAL RESERVE (CITY/COUNTY)	-	-	50,000	-	-	-	-	-	-	-	-
TPC - THIRD PARTY CONTRIBUTION	-	-	60,000	-	-	-	-	-	-	-	-
Design/Pre Eng	-	11,000	-	-	-	-	-	-	-	-	-
473 - SOCIAL HOUSING CAPITAL RESERVE (CITY/COUNTY)	-	11,000	-	-	-	-	-	-	-	-	-
Total:	-	11,000	110,000	-	-	-	-	-	-	-	-



2023 CSSD Shared Services 3 Year Capital Budget Forecast (2023-2025)

						FUNDING SOURCES					
PROJECT ID and PROJECT Name		Prior Approved	2023 - 2025 Forecast Cost	2023	2024	2025	Grants	City DCs	City Reserves	City/County Reserves	County
Growth		300,000	51,900,000	21,300,000	15,300,000	15,300,000	17,127,000	22,123,764	11,912,796		736,440
COMMUNITY SERVICES AND SOCIAL DEVELOPMENT [130]		300,000	51,900,000	21,300,000	15,300,000	15,300,000	17,127,000	22,123,764	11,912,796		736,440
Affordable Housing New Development		300,000	51,900,000	21,300,000	15,300,000	15,300,000	17,127,000	22,123,764	11,912,796		736,440
001959	New Build - 50 Unit Affordable Housing Building	-	15,300,000	300,000	15,000,000	-	5,049,000	6,663,150	3,587,850		
001960	New Build - 50 Unit Affordable Housing Building	-	15,300,000	-	300,000	15,000,000	5,049,000	6,221,046	3,349,794		680,160
001961	New Build - 50 Unit Affordable Housing Building	-	300,000	-	-	300,000	99,000	94,068	50,652		56,280
001250	Shellard Lane New Build - 70 Unit Mixed Use Apartment Building	300,000	21,000,000	21,000,000	-	-	6,930,000	9,145,500	4,924,500		
Other/New/Studies		215,000	3,250,000	2,950,000	300,000	-	179,946		1,728,000	670,054	672,000
COMMUNITY SERVICES AND SOCIAL DEVELOPMENT [130]		215,000	3,250,000	2,950,000	300,000	-	179,946		1,728,000	670,054	672,000
Buildings and Facilities		200,000	2,400,000	2,400,000	-	-			1,728,000		672,000
000976	Accommodation Strategy Phase 4 - Community Services and Social Development Accommodations	200,000	2,400,000	2,400,000	-	-			1,728,000		672,000
Housing Capital Repairs		15,000	850,000	550,000	300,000	-	179,946			670,054	
002068	Brant/Lorne Additional Parking	15,000	150,000	150,000	-	-	150,000			-	
002121	Winston Court Laundry room fobs	-	40,000	40,000	-	-	29,946			10,054	
002127	Security Cameras Installation - Phase 4	-	300,000	-	300,000	-				300,000	
002125	Security Camera Installation - Phase 3	-	360,000	360,000	-	-				360,000	
State of Good Repair		83,823	4,352,465	1,604,401	1,870,999	877,065	2,122,258			2,230,207	
COMMUNITY SERVICES AND SOCIAL DEVELOPMENT [130]		83,823	4,352,465	1,604,401	1,870,999	877,065	2,122,258			2,230,207	
Housing Capital Repairs		83,823	4,352,465	1,604,401	1,870,999	877,065	2,122,258			2,230,207	
001986	Daleview Gardens - Electrical Services and Wiring System	23,520	400,982	400,982	-	-				400,982	
000736	Northland Gardens - Parking Lots/curbs/walkways/fencing	8,750	215,000	215,000	-	-				215,000	
002036	Walker's Green - Parking lot/curbs/walkways/railings	10,000	119,340	119,340	-	-				119,340	
001637	LHC Properties - Kitchen Renovations	-	300,000	100,000	100,000	100,000	300,000			-	
002122	Riverside Gardens Roof Replacement	-	220,000	220,000	-	-	95,900			124,100	
002009	Brant Towers - Bathroom Risers	-	93,600	93,600	-	-				93,600	
001988	Winston Court - Electrical	5,250	89,505	89,505	-	-				89,505	
000738	Trillium Way - Exterior Improvements	5,950	101,079	101,079	-	-	86,345			14,734	
002029	Willow Street - Exterior windows*	3,150	55,000	55,000	-	-				55,000	
002035	Walker's Green - Balcony Doors*	-	50,000	50,000	-	-				50,000	
002038	Sunrise Villa - Exterior windows & doors*	3,528	45,000	45,000	-	-				45,000	
002123	Water Softener - Trillium & JNA	-	40,000	40,000	-	-				40,000	
000743	Northland Gardens - Windows & Doors & Entry-ways*	-	492,200	32,200	460,000	-	460,000			32,200	
002006	Lorne Towers - Panels & Distribution House	-	362,195	23,695	338,500	-	338,500			23,695	
000727	Daleview Gardens - Parking lots/curb/walkways/fencing	5,000	200,000	-	200,000	-	200,000			-	
002124	Lorne Towers Stairwell Wall Repair - Interior/Exterior	-	368,000	8,000	360,000	-	156,173			211,827	
000722	Albion Towers - Parking lots/curbs/walkways	4,500	180,000	-	180,000	-	119,340			60,660	
001640	LHC - Exterior Walls	5,950	101,079	-	101,079	-				101,079	
002039	Sunrise Villa - Parking lot/walkways/patios/railings	-	121,000	11,000	110,000	-	60,000			61,000	
002018	Lorne Towers - Bathroom Renovations*	-	192,600	-	12,600	180,000	180,000			12,600	
002033	Albion Towers - Balcony Doors*	-	134,820	-	8,820	126,000	126,000			8,820	
001639	Riverside Garden -Parking Lots/curbs	5,000	110,000	-	-	110,000				110,000	
001234	Albion Towers - Hallway Flooring	-	100,000	-	-	100,000				100,000	
000742	Lorne Towers - Paint Balcony Walls	-	81,000	-	-	81,000				81,000	
001702	Heritage House - Roof Replacement	-	20,000	-	-	20,000				20,000	



2023 CSSD Shared Services 3 Year Capital Budget Forecast (2023-2025)

						FUNDING SOURCES					
PROJECT ID and PROJECT Name		Prior Approved	2023 - 2025 Forecast Cost	2023	2024	2025	Grants	City DCs	City Reserves	City/County Reserves	County
002015	Heritage House - Air Make Up Unit*	-	7,700	-	-	7,700				7,700	
002016	Heritage House - Fan Coil Units	-	6,860	-	-	6,860				6,860	
000921	Lorne Towers - Replace Pedestrian Walkways	-	11,255	-	-	11,255	-			11,255	
001642	Brant Towers & Lorne Towers Fencing	-	5,250	-	-	5,250	-			5,250	
000920	Trillium Way-Parking Lots/curbs/walkways	3,225	129,000	-	-	129,000	-			129,000	
Grand Total		598,823	59,502,465	25,854,401	17,470,999	16,177,065	19,429,204	22,123,764	13,640,796	2,900,261	1,408,440