



# **Appendix A**

## **Detachment Statistics Report**

**Reported by Inspector Lisa Darling**

# **MARCH 2021**

## Section 1—OPP PSB Reports

### Police Services Board Report for BRANT COUNTY 2021/Mar

Public Complaints	
Policy	0
Service	0
Conduct	0

Date information collected from Professional Standards Bureau Commander Reports: 2021-04-07

#### Data Source

Ontario Provincial Police, Professional Standards Bureau Commander Reports

- Includes all public policy, service and conduct complaints submitted to the Office of the Independent Police Review Director (OIPRD)

Secondary Employment
----------------------

Daily Activity Reporting Patrol Hours	
Total Hours	2021/Mar
Number of Cruiser Patrol Hours	909.75
Number of Motorcycle Patrol Hours	0.00
Number of Marine Patrol Hours	0.00
Number of ATV Patrol Hours	0.00
Number of Snowmobile Patrol Hours	0.00
Number of Bicycle Patrol Hours	1.50
Number of Foot Patrol Hours	88.50
Number of School Patrol Hours	32.25

Data source (Daily Activity Reporting System) date: 2021/04/03

Daily Activity Reporting Patrol Hours	
Total Hours	2020/Mar
Number of Cruiser Patrol Hours	807.00
Number of Motorcycle Patrol Hours	0.00
Number of Marine Patrol Hours	0.00
Number of ATV Patrol Hours	48.00
Number of Snowmobile Patrol Hours	0.00
Number of Bicycle Patrol Hours	4.00
Number of Foot Patrol Hours	94.75
Number of School Patrol Hours	42.00

Data source (Daily Activity Reporting System) date: 2021/04/03

### Daily Activity Reporting Patrol Hours

Total Hours	2021/Jan to 2021/Mar
Number of Cruiser Patrol Hours	2,594.00
Number of Motorcycle Patrol Hours	0.00
Number of Marine Patrol Hours	0.00
Number of ATV Patrol Hours	0.00
Number of Snowmobile Patrol Hours	0.00
Number of Bicycle Patrol Hours	1.50
Number of Foot Patrol Hours	205.50
Number of School Patrol Hours	41.25

Data source (Daily Activity Reporting System) date: 2021/04/03

### Daily Activity Reporting Patrol Hours

Total Hours	2020/Jan to 2020/Mar
Number of Cruiser Patrol Hours	2,322.00
Number of Motorcycle Patrol Hours	0.00
Number of Marine Patrol Hours	0.75
Number of ATV Patrol Hours	48.00
Number of Snowmobile Patrol Hours	0.00
Number of Bicycle Patrol Hours	4.00
Number of Foot Patrol Hours	301.25
Number of School Patrol Hours	176.50

Data source (Daily Activity Reporting System) date: 2021/04/03



## Calls For Service (CFS) Billing Summary Report

### County of Brant March - 2021

Billing Categories <i>(Billing categories below do not match traditional crime groupings)</i>	2021				2020			
	March	Year to Date	Time Standard	Year To Date Weighted Hours	March	Year to Date	Time Standard	Year To Date Weighted Hours
Violent Criminal Code	7	32	16.0	512.0	16	41	16.0	656.0
Property Crime Violations	49	146	6.5	949.0	68	192	6.5	1,248.0
Other Criminal Code Violations (Excluding traffic)	7	28	7.8	218.4	6	22	7.8	171.6
Drug Possession	2	3	6.5	19.5	3	5	6.5	32.5
Drugs	0	3	45.9	137.7	0	0		0.0
Statutes & Acts	29	89	3.4	302.6	32	75	3.4	255.0
Operational	190	473	3.6	1,702.8	190	503	3.6	1,810.8
Operational2	61	145	1.3	188.5	55	158	1.3	205.4
Traffic	30	132	3.4	448.8	40	184	3.4	625.6
<b>Total</b>	<b>375</b>	<b>1,051</b>		<b>4,479.3</b>	<b>410</b>	<b>1,180</b>		<b>5,004.9</b>

#### Note to Detachment Commanders:

- The content of each report is to be shared by the Detachment Commander only with the municipality for which it was generated. The municipality may treat this as a public document and distribute it as they wish.
- All data is sourced from the Niche RMS application. Included are 'reported' occurrences (actuals and unfounded occurrences) for 'billable' occurrences ONLY. Data is refreshed on a weekly basis.

#### Note to Municipalities:

- Data contained within this report is dynamic in nature and numbers will change over time as the Ontario Provincial Police continues to investigate and solve crime.
- This report is NOT to be used for crime trend analysis as not all occurrences are included.
- Data groupings within this report do not match traditional crime groupings seen in other public reports such as the OPP Police Services Board reports or Statistics Canada reporting.

Report Content Last Updated:  
2021/04/03

Report generated by:  
House, Jamie

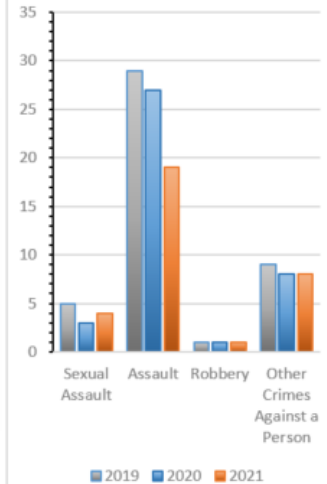
Report generated on:  
7-Apr-21 9:13:35 AM  
Page 1 of 1



**Police Services Board Report for Brant County  
Records Management System  
Mar-21**

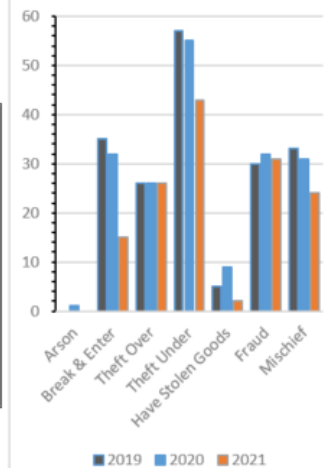
**Violent Crime**

Actual	March				YTD			
	2019	2020	2021	2020/21 %Change	2019	2020	2021	2020/21 %Change
Murder	0	0	0	--	0	0	0	--
Other Offences Causing Death	0	0	0	--	0	0	1	100.0%
Attempted Murder	0	0	0	--	0	0	0	--
Sexual Assault	3	0	1	--	5	3	4	33.3%
Assault	6	10	6	-40.0%	29	27	19	-29.6%
Abduction	0	0	0	--	0	0	0	--
Robbery	0	1	0	-100.0%	1	1	1	0.0%
Other Crimes Against a Person	5	3	0	-300.0%	9	8	8	0.0%
<b>Total</b>	<b>14</b>	<b>14</b>	<b>7</b>	<b>-50.0%</b>	<b>44</b>	<b>39</b>	<b>33</b>	<b>-15.4%</b>



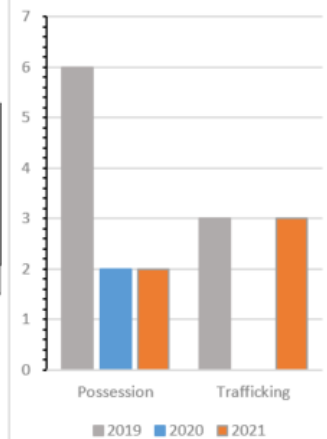
**Property Crime**

Actual	March				YTD			
	2019	2020	2021	2020/21 %Change	2019	2020	2021	2020/21 %Change
Arson	0	0	0	--	0	1	0	-100.0%
Break & Enter	19	12	5	-58.3%	35	32	15	-53.1%
Theft Over	11	7	6	-14.3%	26	26	26	0.0%
Theft Under	26	16	17	6.3%	57	55	43	-21.8%
Have Stolen Goods	0	2	1	-50.0%	5	9	2	-77.8%
Fraud	6	10	11	10.0%	30	32	31	-3.1%
Mischief	10	17	9	-47.1%	33	31	24	-22.6%
<b>Total</b>	<b>72</b>	<b>64</b>	<b>49</b>	<b>-23.4%</b>	<b>186</b>	<b>186</b>	<b>141</b>	<b>-24.2%</b>



**Drug Crime**

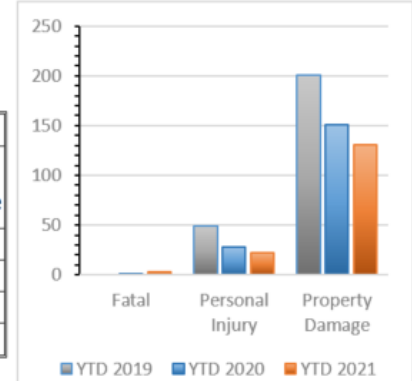
Actual	March				YTD			
	2019	2020	2021	2020/21 %Change	2019	2020	2021	2020/21 %Change
Possession	1	2	1	-50.0%	6	2	2	--
Trafficking	1	0	0	--	3	0	3	300.0%
Importation and Production	0	0	0	--	0	0	0	--
<b>Total</b>	<b>2</b>	<b>2</b>	<b>1</b>	<b>-50.0%</b>	<b>9</b>	<b>2</b>	<b>5</b>	<b>150.0%</b>



**Police Services Board Report for Brant County  
Collision Reporting System  
Mar-21**

**Motor Vehicle Collisions by Type**

Incidents	March				YTD			
	2019	2020	2021	2020/21 %Change	2019	2020	2021	2020/21 %Change
Fatal	0	1	2	100.0%	0	1	3	200.0%
Personal Injury	15	8	6	-25.0%	49	28	22	-21.4%
Property Damage	59	32	34	6.3%	201	151	131	-13.2%
<b>Total</b>	<b>74</b>	<b>41</b>	<b>42</b>	<b>2.4%</b>	<b>250</b>	<b>180</b>	<b>156</b>	<b>-13.3%</b>

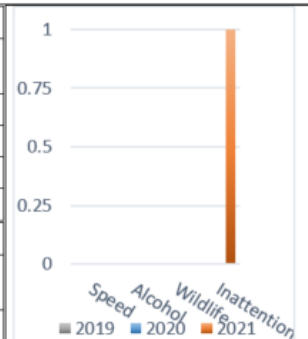


**Fatalities in Detachment Area**

Incidents		March				Year to Date			
		2019	2020	2021	2020/21 %Change	2019	2020	2021	2020/21 %Change
Motor Vehicle Collision	Fatal Incidents	0	1	1	0.0%	0	1	2	100.0%
	Alcohol Related	0	0	0	--	0	0	0	--
Off-Road Vehicle	Fatal Incidents	0	0	1	100.0%	0	0	1	100.0%
	Alcohol Related	0	0	0	--	0	0	0	--
Motorized Snow Vehicle	Fatal Incidents	0	0	0	--	0	0	0	--
	Alcohol Related	0	0	0	--	0	0	0	--
Persons Killed		March				Year to Date			
		2019	2020	2021	2020/21 %Change	2019	2020	2021	2020/21 %Change
Motor Vehicle Collision		0	1	1	0.0%	0	1	2	100%
Off-Road Vehicle		0	0	1	100.0%	0	0	1	100%
Motorized Snow Vehicle		0	0	0	--	0	0	0	--

**Primary Causal Factors in Fatal Motor Vehicle Collisions**

Incidents	March				Year to Date			
	2019	2020	2021	2020/21 %Change	2019	2020	2021	2020/21 %Change
Speeding as a contributing factor	0	0	0	--	0	0	0	--
Where alcohol is involved	0	0	0	--	0	0	0	--
Wildlife as a contributing factor	0	0	0	--	0	0	0	--
Inattentive driver as a contributing factor	0	0	0	--	0	0	1	100%
Persons Killed	March				Year to Date			
	2019	2020	2021	2020/21 %Change	2019	2020	2021	2020/21 %Change
Seatbelt as a contributing factor	0	0	0	0	--	0	0	--



**Data Utilized**

- SQL online application reporting system – OPP CRS 2.3.09

**Detachment:** 6B - BRANT COUNTY

**Location code(s):** 6B00-BRANT COUNTY

**Data source date:**

**Report Generated on:**

**Report Generated by:**

06/04/21

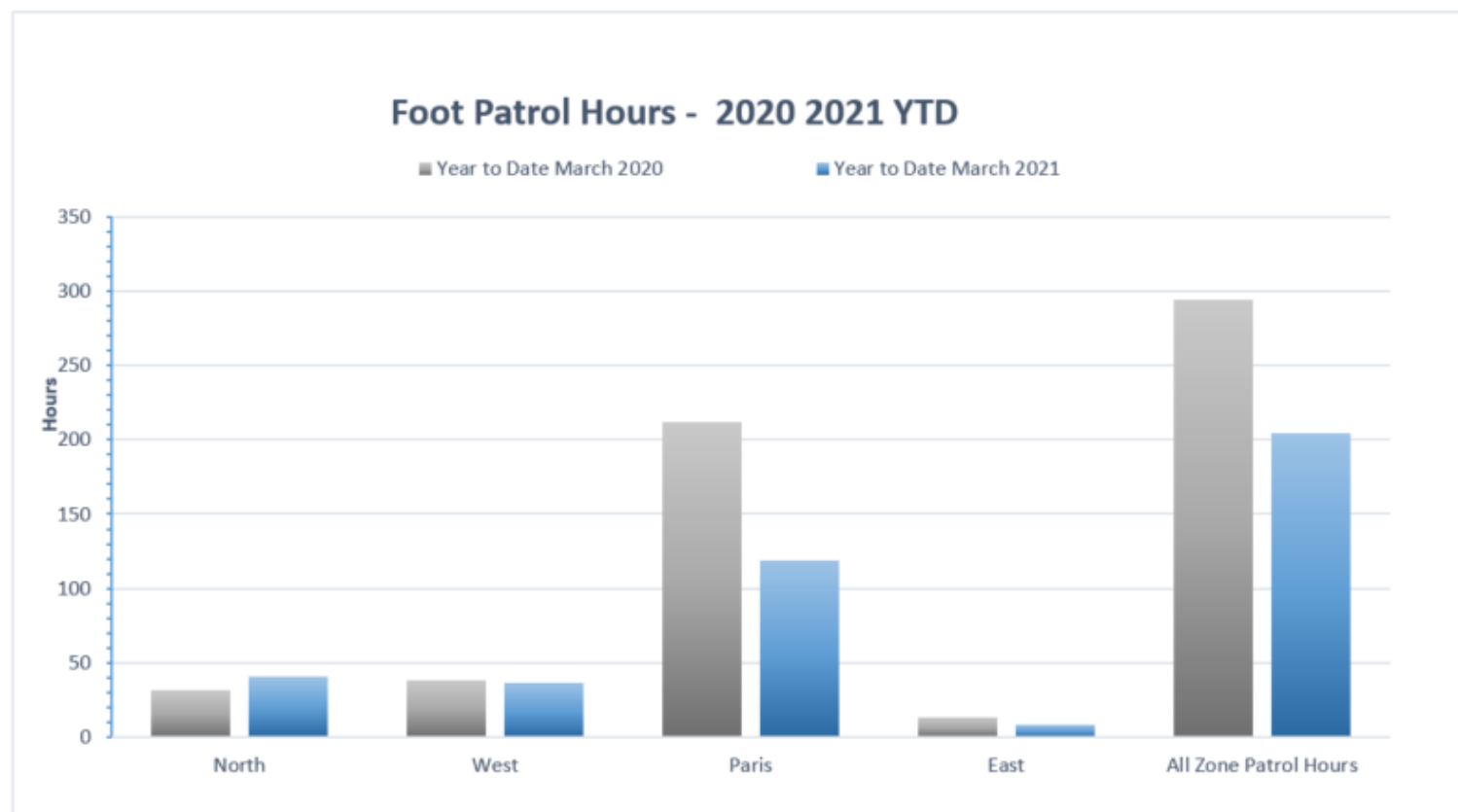
7-Apr-21 9:17:49 AM

House, Jamie

PP-CSC-Operational Planning-4300

## Section 1—Patrol/Duty Hours

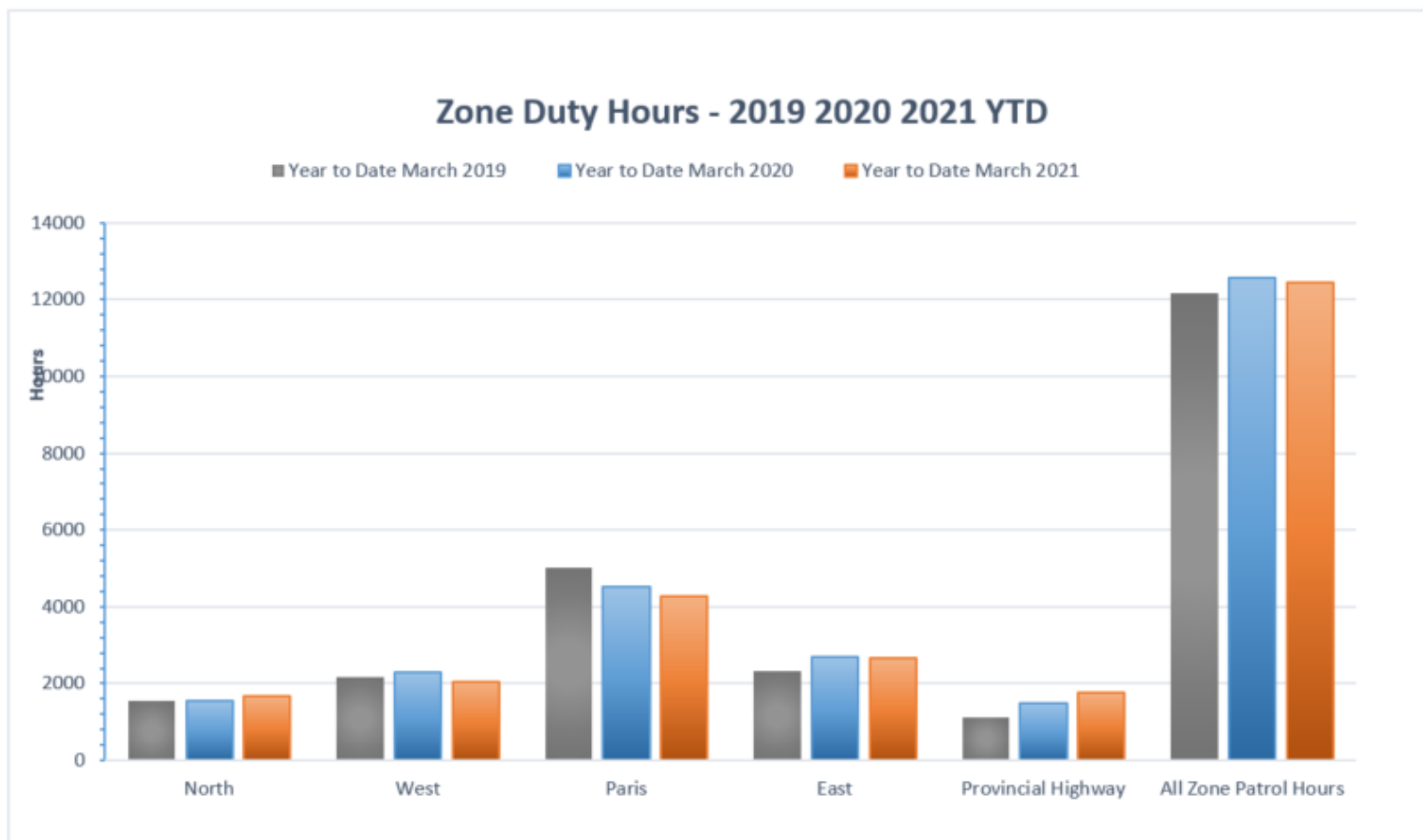
	Foot Patrol Hours					
	March			Year to Date March		
	2020	2021	2020/21 change	2020	2021	2020/21 change
North	9.75	20.75	112.8%	31.25	40.5	29.6%
West	18	23.5	30.6%	37.75	36.5	-3.3%
Paris	66	42.5	-35.6%	212.25	119	-43.9%
East	1	1.75	75.0%	13	8.5	-34.6%
All Zone Patrol Hours	94.75	88.5	-6.6%	294.25	204.5	-30.5%





## Section 1—Patrol/Duty Hours

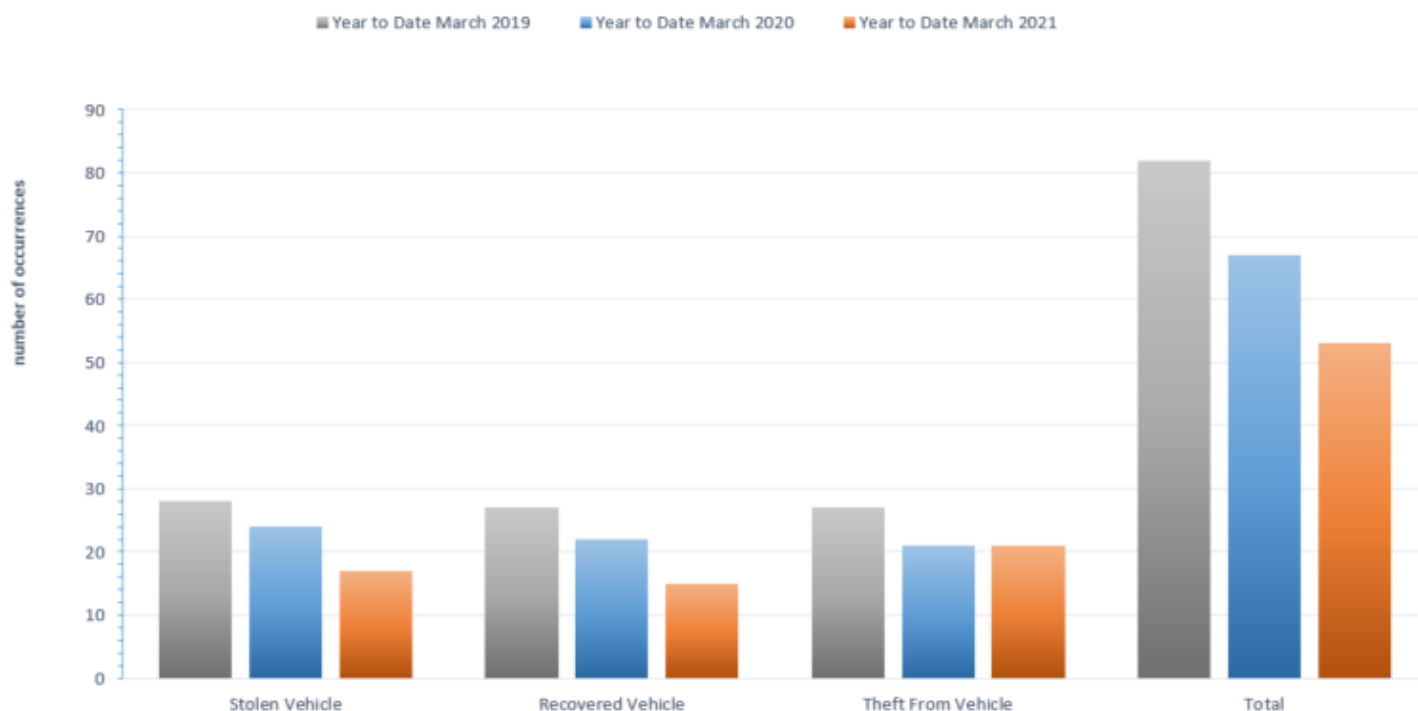
Zone Patrol Hours								
	March				Year to Date March			
	2019	2020	2021	2020/21 change	2019	2020	2021	2020/21 change
North	478.75	615	629.25	2.3%	1544	1559	1688	8.3%
West	697.25	858	847.5	-1.2%	2167.75	2301.25	2051.5	-10.9%
Paris	1609.75	1487.75	1532.75	3.0%	5024.5	4522	4270.25	-5.6%
East	729.75	865.00	895	3.5%	2318.5	2708	2665.75	-1.6%
Provincial Highway	316.5	430.25	770.5	79.1%	1124	1488.5	1758.75	18.2%
All Zone Patrol Hours	3832	4256	4675	9.8%	12178.75	12578.75	12434.25	-1.1%





Property Crime - Vehicle Related								
	March				Year to Date March			
	2019	2020	2021	2020/21% Change	2019	2020	2021	2020/21% Change
Stolen Vehicle	11	5	3	-40.0%	28	24	17	-29.2%
Recovered Vehicle	10	8	5	-37.5%	27	22	15	-31.8%
Theft From Vehicle	17	6	7	16.7%	27	21	21	0.0%
<b>Total</b>	<b>38</b>	<b>19</b>	<b>15</b>	<b>-21.1%</b>	<b>82</b>	<b>67</b>	<b>53</b>	<b>-20.9%</b>

## Vehicle Related Property Crime 2020 vs 2021 YTD



## Statistics—cont'd

Tracked Statistics								
	March				Year to Date March			
	2019	2020	2021	2020/21% Change	2019	2020	2021	2020/21% Change
Mental Health Calls Lv1	21	17	16	-5.9%	44	39	49	25.6%
Mental Health Calls All levels	33	25	24	-4.0%	67	58	69	19.0%
911 Calls	76	18	28	55.6%	207	53	69	30.2%
Alarms	33	27	24	-11.1%	107	87	55	-36.8%
Domestic	15	25	31	24.0%	43	52	76	46.2%

