



## Paramedic Services Committee Agenda

**Date:** Wednesday, July 16, 2025  
**Time:** 11:00 a.m.  
**Location:** Council Chambers  
7 Broadway Street West  
Paris, ON

Alternative formats and communication supports are available upon request. For more information, please contact the County of Brant Accessibility and Inclusion Coordinator at 519-442-7268 or by email [accessibility@brant.ca](mailto:accessibility@brant.ca)

---

	<b>Pages</b>
<b>1. Attendance</b>	
<b>2. Approval of Agenda</b>	
<u>Recommendation</u>	
That the Paramedic Services Committee agenda for July 16, 2025, be approved.	
<b>3. Declaration of Pecuniary Interests</b>	
<b>4. Delegations / Petitions / Presentations</b>	
<b>5. Adoption of Minutes from Previous Meetings</b>	
5.1 <u>Paramedic Services Committee Minutes of May 21, 2025</u>	3 - 6
<b>6. Business Arising from the Minutes</b>	
<b>7. Staff Reports</b>	
7.1 <u>RPT-0282-25 - Paramedic Services Budget to Actual Variance at May 31, 2025 - H. Mifflin</u>	7 - 12
<u>Recommendation</u>	
THAT the budget to actual variance report as of May 31, 2025, for Paramedic Services, as attached, be received as information.	

THAT report RPT-0277-25 Paramedic Services Statistical Package be received as information.

8. **Communications**
9. **Other Business**
10. **In Camera**
11. **Next Meeting and Adjournment**



## Paramedic Services Committee Minutes

**Date:** May 21, 2025  
**Time:** 11:00 a.m.  
**Location:** Council Chambers  
7 Broadway Street West  
Paris, ON

**Members of Council Present:** County of Brant Mayor Bailey, Councillor Miller, Councillor Peirce, City of Brantford Mayor Davis, Councillor Hunt, and Councillor Martin

**Staff:** Stevenson, King, Mifflin, and Allison

**Alternative formats and communication supports are available upon request. For more information, please contact the County of Brant Accessibility and Inclusion Coordinator at 519-442-7268 or by email [accessibility@brant.ca](mailto:accessibility@brant.ca)**

---

Councillor Miller in the Chair.

**1. Attendance**

Attendance was taken.

**2. Approval of Agenda**

Moved by Councillor Peirce  
Seconded by Mayor Davis

That the Paramedic Services Committee agenda for May 21, 2025, be approved.

**Carried**

**3. Declaration of Pecuniary Interests**

None.

**4. Delegations / Petitions / Presentations**

None.

**5. Adoption of Minutes from Previous Meetings**

5.1 Paramedic Services Committee Minutes of March 26, 2025

Councillor Miller noted an error on page 8.

Moved by Mayor Bailey  
Seconded by Councillor Peirce

That the Paramedic Services Committee minutes of March 26, 2025, be approved, as amended.

**Carried**

**6. Business Arising from the Minutes**

None.

**7. Staff Reports**

**7.1 RPT-0169-25 - Construction Status Update 3 on Brant-Brantford Paramedic Services Headquarters**

Discussion took place surrounding domestic manufacturers and suppliers, and a possible tour before the grand opening.

Moved by Mayor Davis  
Seconded by Councillor Martin

That Paramedic Services Committee receive report RPT-0129-25 Construction Status Update 3 on Brant-Brantford Paramedic Services Headquarters, for information.

**Carried**

**7.2 RPT-0216-25 - Multi-Sector Service Accountability Agreement, April 1, 2024 - March 31, 2025**

Moved by Councillor Peirce  
Seconded by Mayor Bailey

After making inquiries of the [Chief Russell King] and other appropriate officers of the Health Service Provider (HSP) and subject to any exceptions identified on Appendix 1 attached to this report, to the best of the Board's knowledge and belief, the HSP has fulfilled, its obligations under the service accountability agreement (the "MSAA") in effect during the Applicable Period.

Without limiting the generality of the foregoing, the HSP has complied with:

- (i) Article 4.8 of the MSAA concerning applicable procurement practices; and,
- (ii) the Connecting Care Act, 2019.

And that the Mayor of the County of Brant sign the attached Declaration of Compliance on behalf of the Paramedic Services Committee, and that the Declaration of Compliance be forwarded to Ontario Health.

**Carried**

**7.3 RPT-0168-25 - Brant-Brantford Paramedic Services Annual Report**

Russel King, Chief of Brant-Brantford Paramedic Services, introduced the report.

In response to questions, Cindy Stevenson, General Manager of Emergency and Protective Services, advised the 911 reduction communication campaign can also include identified locations within the community on where to seek help if experiencing a medical issue.

Moved by Mayor Bailey  
Seconded by Councillor Hunt

That Committee receive the 2024 Brant-Brantford Paramedic Services Annual Report as information.

**Carried**

**7.4 RPT-0200-25 - Paramedic Services Budget to Actual Variance at December 31, 2024**

Moved by Councillor Peirce  
Seconded by Councillor Martin

That the final budget to actual variance report at December 31, 2024, for Paramedic Services, as attached, be received as information.

**Carried**

**7.5 RPT-0201-25 - Paramedic Services Budget to Actual Variance at March 31, 2025**

Moved by Mayor Davis  
Seconded by Councillor Martin

That the budget to actual variance report at March 31, 2025, for Paramedic Services, as attached, be received as information.

**Carried**

**7.6 RPT-0218-25 - Paramedical Services Statistical Package**

R. King introduced the report.

Discussion took place surrounding offload nurses and their culture shift.

In response to questions, R. King advised cardiac arrest statistics can be included as a monthly figure in future packages.

Moved by Mayor Bailey  
Seconded by Councillor Martin

That report RPT-0218-25 Paramedic Services Statistical Package be received as information

**Carried**

**8. Communications**

None.

**9. Other Business**

None.

**10. In Camera**

None.

**11. Next Meeting and Adjournment**

Committee adjourned at 11:40 a.m. to meet again on July 16, 2025 at the County of Brant Council Chambers.

---

Secretary



## **Paramedic Services Committee Report**

---

**To:** The Chair and Members of the Paramedic Services Committee  
**From:** Heather Mifflin, Director of Finance, Treasurer  
**Date:** July 16, 2025  
**Report #:** RPT-0282-25  
**Subject:** Paramedic Services Budget to Actual Variance at May 31, 2025  
**Purpose:** For Information

---

### **Recommendation**

---

That the budget to actual variance report as of May 31, 2025, for Paramedic Services, as attached, be received as information.

### **Strategic Plan Priority**

---

Strategic Priority 3 - Healthy, Safe, and Engaged Communities

Strategic Priority 1 - Economic and Financial Resilience

### **Impacts and Mitigation**

---

#### Social Impacts

Paramedics provide essential life-saving services to the community. Ensuring sufficient resource allocation is critical to ensuring the health and safety of our residents.

#### Environmental Impacts

N/A

#### Economic Impacts

At the end of May 2025 Paramedic Services is at 40.68% of the approved budget. While currently on budget, cost pressures are expected to be higher in the second half of 2025 and caution is advised on a potential year-end variance. Staff will continue to work to contain costs where possible.

### **Report**

---

#### Background

Budget Variance reporting is detailed in Section 4.7 of the Paramedic Services joint service agreement between the City of Brantford and the County of Brant.

*The Committee will, on a semi-annual basis, review the Approved Budget with year-to-date totals, and provide a variance report to the Councils, to be included in their Committee minutes. Such variance report, will minimally include the following information:*

- i. The estimated amount of the total variance;*
- ii. The reason for the variance;*
- iii. Any measures that will be taken to reduce or eliminate that total annual variance; and*
- iv. Any other information necessary for a comprehensive understanding by the Councils of the impact to their budgets or to the Paramedic Services.*

### Analysis

For Committee's review, please find attached the budget to actual report for Paramedic Services ending May 31, 2025. Paramedic Services is on budget at the end of May with net expenses being 40.68% of budget. The following areas have variances to note.

Land Ambulance Provincial funding for 2025 has not been announced. The 2025 budget for provincial funding is \$8,102,000 based on the approved 2024 Budget including amortization expense and excluding transfers to reserves. Currently payments are being received based on last year's allocation of \$7,562,617.

Overall, Ambulance Operations is on budget at the end of May, noting fuel being an area of concern. The 2025 fuel budget is insufficient given the 2024 final fuel expense, and actual fuel costs are expected to be over budget at yearend. Offsetting savings will be made where possible.

At the end of May Paramedic staffing is on budget noting the implementation of the additional 12-hour ambulance approved for July 1 has been deferred to September to assist with potential budget pressures. There have been significant improvements in offload delay times which positively impact overtime hours required and missed meal payments.

### **Variance Projection**

The timing of costs relating to the move into the new headquarters and implementation of the additional 12-hour ambulance will occur in the second half of 2025. This should be offset by the expected increase in provincial funding for 2025 traditionally announced in August. Caution is advised that a potential year-end variance may occur if the above items or other pressures are different than budgeted. Staff will continue to work where possible to contain costs.

### Summary and Recommendations

Paramedic Services is on budget at the end of May. While currently on target, caution for a potential year-end variance is noted if cost pressures exceed budget. Staff will continue to work to contain costs where possible.



**Attachments**

---

- 1. Paramedic Services Budget to Actual Variance at May 31, 2025

**Reviewed By**

---

C. Stevenson, General Manager of Emergency & Protective Services  
R. King, Chief Brant-Brantford Paramedic Service

**Copied To**

---

A. Newton, Chief Administrative Officer  
H. Boyd, General Manager of Corporate Services  
A. Gawel, Senior Accountant

**By-law and/or Agreement**

---

By-law Required	No
Agreement(s) or other documents to be signed by Mayor and /or Clerk	No



## Paramedic Services - 2025 Budget to Actual at May 31

	2025 Actuals January to May	2024 Budget January to May	2025 Budget January to December	Variance %
<b>REVENUES</b>				
Provincial Grants	3,143,526	3,375,833	8,102,000	38.80%
Fees & Service Charges	30,329			
<b>TOTAL REVENUES</b>	<b>3,173,855</b>	<b>3,375,833</b>	<b>8,102,000</b>	<b>39.17%</b>
<b>EXPENDITURES</b>				
Ambulance Administration	659,584	670,867	1,610,080	40.97%
Ambulance Operations	1,114,155	1,188,733	2,852,958	39.05%
Paramedics	5,704,754	5,924,883	14,219,720	40.12%
<b>TOTAL EXPENDITURES</b>	<b>7,478,493</b>	<b>7,784,483</b>	<b>18,682,758</b>	<b>40.03%</b>
<b>NET LEVY</b>	<b>\$ 4,304,638</b>	<b>\$ 4,408,649</b>	<b>\$ 10,580,758</b>	<b>40.68%</b>

<b>Total Cost Sharing Amount</b>	<b>\$</b>	<b>4,304,638</b>	<b>\$</b>	<b>4,408,649</b>	<b>\$</b>	<b>10,580,758</b>	
County Share - 27.8%	\$	1,196,689	\$	1,225,604	\$	2,941,451	40.68%
City Share - 72.2%	\$	3,107,949	\$	3,183,045	\$	7,639,307	40.68%





## **Paramedic Services Committee Report**

---

**To:** The Chair and Members of the Paramedic Services Committee  
**From:** Russell King, Chief, Brant / Brantford Paramedic Services  
**Date:** July 16, 2025  
**Report #:** RPT-0277-25  
**Subject:** Paramedic Services Statistical Package  
**Purpose:** For Information

---

### **Recommendation**

---

That report RPT-0277-25 Paramedic Services Statistical Package be received as information.

### **Executive Summary**

---

This report provides an overview of service metrics from January – May 2025.

### **Strategic Plan Priority**

---

Strategic Priority 3 - Healthy, Safe, and Engaged Communities

### **Impacts and Mitigation**

---

#### Social Impacts

Paramedic Services has a significant social impact as it is responsible for providing land ambulance service in the Brant-Brantford area. This report outlines data related to service metrics and identifies ongoing challenges faced by the Service as it interacts with the broader healthcare system primarily operated by the province.

#### Environmental Impacts

There are no environmental impacts associated with this report.

#### Economic Impacts

There are no economic impacts associated with this report.

### **Report**

---

#### Background

This report provides current year-to-date and historic service metrics for Brant / Brantford Paramedic Services (the Service) and outlines some of the challenges facing the Service including the significant strain on the Provincial healthcare system.

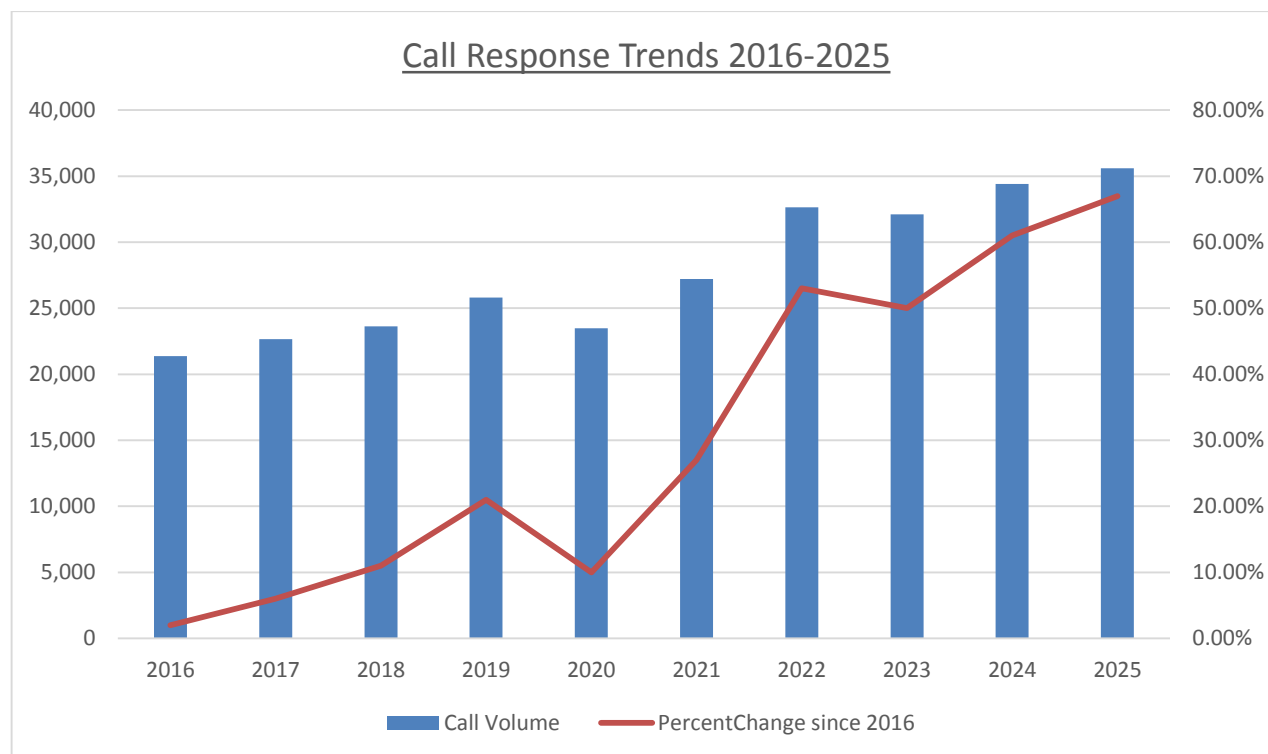
## Analysis

The statistics presented in this report provide updates on calls responded to by the Service from January – May 2025 as well as comparable information from previous years. The Ministry of Health (MOH) has also added a new data set which has resulted in some adjustments to the end-of-year figures as noted below. The new data set provides more accurate information.

### Call Response Trends 2016-2025

The charts below show that the number of calls has steadily increased across the 2016-2025 period. Across the ten-year period, the number of calls increased by 67% from 21,376 to a projected 35,594 in 2025.

Year	2016	2017	2018	2019	2020	2021	2022	2023	2024	2025*
Number of Responses	21,376	22,657	23,623	25,818	23,491	27,219	32,651	32,114	34,406	35,594
Percentage Change Each Year	2%	6%	4%	9%	-9%	16%	20%	-2%	7%	3%
Percentage Change Since 2016	-	6%	11%	21%	10%	27%	53%	50%	61%	67%



As articulated in previous reports, several factors contribute to the rise in call volumes. Notable factors include the aging and growing population in the Brant-Brantford area.

As outlined in the 2016 Service Action Plan, the age cohort with the highest likelihood of calling an ambulance is 75 years of age and older has increased from 6.9% in 2001 to 8.2% in 2021 and is forecasted to increase to 11.2% of the population by 2031. An aging population is not a trend limited to the Brant-Brantford area, and as such, continued systemic pressure will be placed on the Provincial Healthcare System.

In addition to aging, the population continues to grow rapidly. Between 2016-2021 census data highlights that the population increased by 6.2% in the City of Brantford and 10.8% in the County of Brant. A higher population contributes to an increased demand for paramedic and emergency services.

The Service has been notified by the Ministry of Health that Hamilton Central Ambulance Communications Centre (CACC), which dispatches Brant-Brantford ambulance calls for service, will transition to the Medical Priority Dispatch System (MPDS) in the fall of 2025. The MPDS is a long-awaited significant enhancement to the ambulance dispatch system. MPDS is a medical triage system that will help ensure that Paramedics attend the most urgent calls as immediately as possible, that resources are matched with the clinical circumstances of each case, and that paramedics return to service as quickly as possible after each call. The system helps ensure that each patient receives the right care at the right time, and results in increased precision, accuracy, and efficiency in emergency medical response. It is the global state of the art and professional standard for emergency medical triage via 9-1-1. Lower priority issues and non-urgent problems will receive care, but it may take longer than usual for paramedics to arrive.

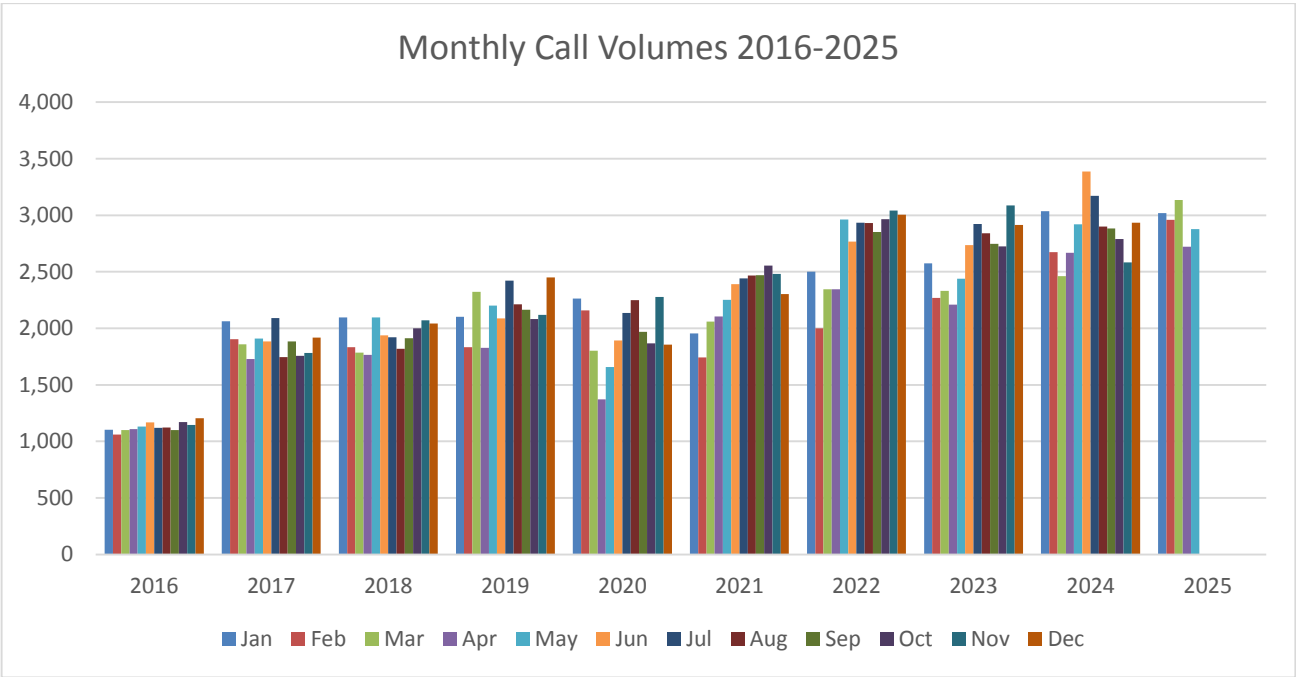
The Service is a member of the Emergency Services Steering Committee, which recently launched a new and first-ever provincewide campaign “When Every Second Counts” to continue the battle against 9-1-1 misuse. The 9-1-1 Call Volume Reduction Working Group indicates that almost half of all calls to 9-1-1 are for non-urgent needs (including pocket dials and vexatious calls) and that more than 30% of Ontarians do not know what number they should call for municipal services, such as garbage pickups or utility outages. The Paramedic Service, along with our emergency service partners, participated in the campaign aimed to reduce non-emergency 9-1-1 calls by educating the public on proper 9-1-1 usage, promoting awareness of alternative non-emergency numbers, and highlighting the consequences of misuse. With support from Communications, the Service developed a local resource to inform residents on appropriate circumstances to call 911 and medical resources available, attached as Attachment 1 to this report. This is available on the County’s website.

To respond to heightened call volumes, the Service is exploring ways to support community health and wellbeing by adding resources to ensure coverage, as well as expansion of the Community Paramedic Program to reduce calls for service or transport to hospitals. However, it’s important to note that the actions of the Service are limited as emergency medical services are heavily influenced by the Provincial Healthcare System and the systematic issues impacting it.

Monthly Call Volumes

The graph below shows call volumes by month from 2016-2025. This data shows an overall increase in monthly call volumes for 2025.

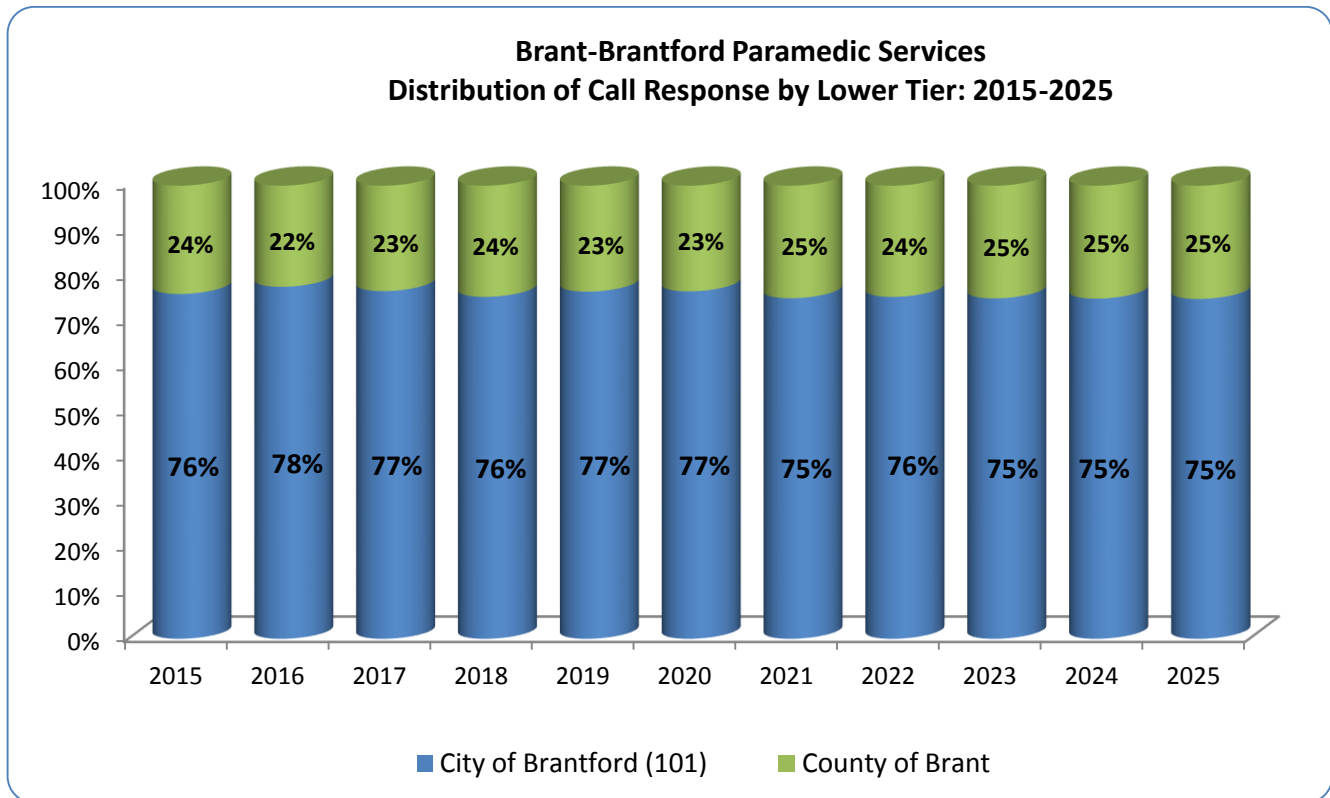
	Jan	Feb	Mar	Apr	May	Jun	Jul	Aug	Sep	Oct	Nov	Dec
2016	1,102	1,060	1,101	1,109	1,130	1,167	1,121	1,122	1,100	1,172	1,146	1,205
2017	2,062	1,905	1,859	1,729	1,911	1,883	2,091	1,745	1,883	1,756	1,781	1,917
2018	2,096	1,834	1,785	1,766	2,096	1,937	1,922	1,820	1,913	2,000	2,071	2,042
2019	2,103	1,833	2,323	1,828	2,202	2,088	2,421	2,213	2,165	2,081	2,118	2,449
2020	2,263	2,158	1,801	1,371	1,659	1,892	2,136	2,249	1,968	1,868	2,277	1,855
2021	1,956	1,744	2,059	2,106	2,252	2,391	2,441	2,467	2,471	2,555	2,480	2,303
2022	2,500	2,000	2,345	2,345	2,963	2,768	2,935	2,930	2,853	2,964	3,043	3,006
2023	2,576	2,269	2,331	2,210	2,439	2,736	2,923	2,840	2,748	2,724	3,087	2,914
2024	3,035	2,674	2,462	2,668	2,920	3,386	3,173	2,899	2,882	2,790	2,583	2,934
2025	3,020	2,959	3,134	2,723	2,878							





## Geographic Distribution of Call Responses

The chart below signifies the distribution of call responses within the County and City. Data shows that the distribution of call responses has remained stable over the past ten years with approximately 25% of calls coming from Brant and 75% from The City of Brantford.

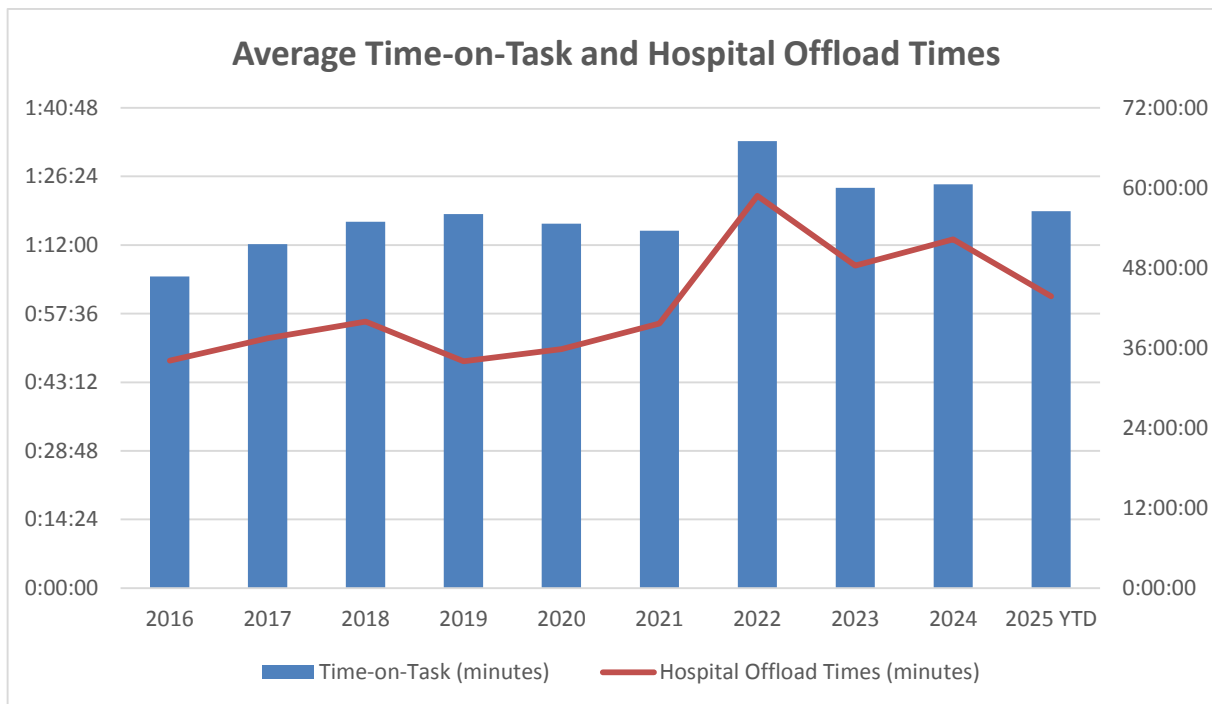


## Call Time and Offload Delays

Each call requires a certain time for response, treatment, patient transport to hospital, offload at the hospital, and cleaning of the ambulance and equipment prior to the resumption of service. This total time from response to returning to service is called “time on task.” This measure is closely linked to the ability of the hospital to offload patients into care. The following table shows the average time on task and hospital offload times since 2016 and the relationship between these two measures.

Year	Time-on-Task (minutes)	Hospital Offload Times (minutes)
2016	1:05:26	34:05:00
2017	1:12:10	37:28:00
2018	1:16:53	39:58:00
2019	1:18:28	34:01:00
2020	1:16:28	35:50:00
2021	1:14:59	39:40:00
2022	1:33:49	58:49:00

2023	1:23:59	48:22:00
2024	1:24:43	52:18:00
2025 YTD	1:19:05	43:44:00



In 2025, with continued provincial funding support, we have two dedicated offload nurses at the hospital, expanding on the project launched in February 2023. This initiative has shown positive results, temporarily reducing offload delays and code zeros. Additionally, offload times are trending downward, thanks to the added funding and assistance from the Ministry of Health and Long-Term Care (MOH-LTC) Special Advisory Group, which has been working closely with Brantford General Hospital.

We are waiting on confirmation from the Ministry of Health for an additional one-time funding of \$628,234 for 2025-26 to further support the Dedicated Offload Nurse Program, securing its funding until March 31, 2026. The Brantford General Hospital has now enhanced staffing within the Emergency Department, to increase offload nursing capacity in the coming months, aiming to sustain these improvements and further boost service efficiency.

Rising hospital offload times increase the amount of time an ambulance and its paramedics commit to a call and as a result diminish the Service's resources and capacity. Hospital offload times have increased significantly over the years while call volumes are reaching record levels. Combined with ongoing staffing shortages of physicians and nurses this has resulted in an inadequate hospital bed capacity. Rising offload times coupled with these increased calls for service have created a demand for paramedic and emergency services that has increased dramatically beyond the natural growth of the municipalities. The Ministry of Health, Emergency Health Services Division, continues to engage with the local healthcare system to facilitate improvements to offload delays experienced in the emergency room of the hospital. The Service and Brant Community Healthcare System (BCHS) senior staff meet regularly to discuss and enact mitigation strategies to minimize the impact to ambulance capacity.

The Service has explored additional options supported by temporary provincial funding, including Community Paramedic Programs and Long-Term Care initiatives. These efforts have helped manage over 5,000 calls annually while also diverting a significant number of patients from hospital emergency departments, reducing strain on the healthcare system.

### System Usage

A 24-hour staffed ambulance with a paramedic crew is estimated on average to be able to manage 4,416 calls annually, which has been adjusted to account for a decrease in offload delays. As the Service approaches 100% of its capacity, its ability to address service calls decreases and responses to emergencies and/or high periods of service demands are hindered. This results in increased occurrences of Code Zeros (when there are no ambulances in the community), increased response times due to ambulances responding from adjacent communities, and the potential that a critically ill citizen may not have an ambulance available when required.

The table below outlines the extent to which available Service resources are being utilized.

Year	2016	2017	2018	2019	2020	2021	2022	2023	2024	2025
<b>Annual Vehicles Deployed (Average)</b>	5.5	6	6.5	6.5	7	7	7.5	8	8.5	9
<b>Annual Call Volume</b>	21,376	22,657	23,623	25,818	23,491	27,219	32,651	32,114	34,406	35,594
<b>Call Volume per Vehicle</b>	3,887	3,776	3,634	3,972	3,356	3,888	4,353	4,014	4,048	3,955
<b>Call Volume Capacity</b>	99%	95%	96%	104%	89%	104%	116%	107%	106%	90%

As outlined in the table above, the Service's current resources are meeting call volume capacity, which is supported by a sustained decrease in offload delay times at the hospital. However, the Service's call volume continues to rise, and must continue to be monitored closely to ensure the Service continues to have adequate resources to meet call demands.

### Response Time Achievement

The Service's ability to provide lifesaving responses to citizens facing a medical emergency is based on the achievement of rapid response times to the most critical types of medical emergencies. The Service has set response time standards in accordance with guidelines from the Ministry of Health.

The 2025 Benchmark for Sudden Cardiac Arrest was adjusted to 60% by Council (RPT-0371-24 Response Time Targets and Performance Plan) and began to be measured against that standard in November 2024.

Response Time Standards	Benchmark	2025	2024	2023	2022	2021	2020
<b>Sudden Cardiac Arrest</b> Standard - Defibrillator on Scene within 6 minutes	<b>60%</b>	<b>43%</b>	<b>55%</b>	44%	31%	41%	52%
CTAS 1 patients – Resuscitation - <b>Threat of Life</b> Standard - less than 8 minutes response time	<b>65%</b>	<b>79%</b>	<b>71%</b>	65%	63%	66%	73%
CTAS 2 patients – Emergent – <b>Threat of Life or Limb</b> Standard - less than 10 minutes response time	<b>80%</b>	<b>81%</b>	81%	79%	91%	96%	96%
CTAS 3 patients – Urgent – <b>Potential for Life or Limb</b> Standard - less than 15 minutes response time	<b>90%</b>	<b>93%</b>	93%	91%	87%	94%	75%
CTAS 4 patients - Less Urgent Standard - less than 15 minutes response time	<b>90%</b>	<b>91%</b>	91%	91%	84%	93%	74%
CTAS 5 patients – Non-Urgent Standard - less than 15 minutes response time	<b>90%</b>	<b>90%</b>	91%	97%	86%	92%	95%

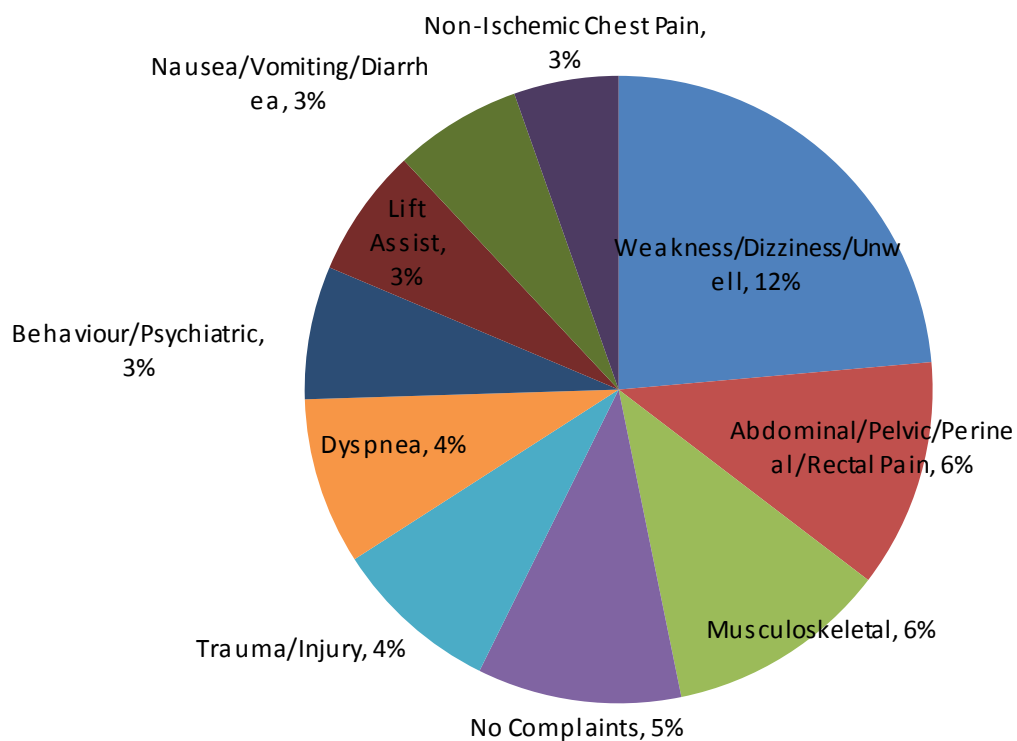
## Call Types

The table below outlines the distribution of the top ten types of calls for 2025. Calls are classified in 109 possible categories. Across all call categories, reports of feeling weak, dizzy, and unwell were the most common final problem reported to date in 2025.

Final Primary Problem	%
Weakness/Dizziness/Unwell	12%
Abdominal/Pelvic/Perineal/Rectal Pain	6%
Musculoskeletal	6%
No Complaints	5%
Trauma/Injury	4%
Dyspnea	4%
Behaviour/Psychiatric	3%
Lift Assist	3%

Nausea/Vomiting/Diarrhea	3%
Non-Ischemic Chest Pain	3%

### Top 10 Final primary problems, 2025



### Code Zero Events

The table below illustrates the number of code zeros experienced each year from 2019-2025. Code 0 usually results in an ambulance being dispatched from another jurisdiction, unless a Service ambulance can be cleared for response immediately following the call. Code 0 data from October 2023 onward is from a new and more accurate data set.

	Jan	Feb	Mar	Apr	May	Jun	Jul	Aug	Sep	Oct	Nov	Dec
2019	71	62	102	45	74	57	76	70	55	56	53	70
2020	75	116	25	23	18	25	7	83	36	14	12	12
2021	14	15	27	29	23	24	33	40	49	48	77	22
2022	54	22	26	31	93	80	70	62	86	85	134	87
2023	53	43	36	29	30	51	38	33	46	159	225	165
2024	169	120	102	96	165	220	205	226	186	80	83	88
2025	117	110	141	*64	*76							

\*Due to technical issues the figures above were not available between April 20-May 7, 2025.

## Lost Vehicle Hours

The data in 2024 showed a decrease in lost vehicle hours due to The Ministry of Health, Emergency Health Services Division engaging with the Brant Community Healthcare System (BCHS) and BBPS senior staff regularly discussing and enacting mitigation strategies to minimize the impact to ambulance capacity.

The tables below indicate “Lost Vehicle Hours” for 2024-25.

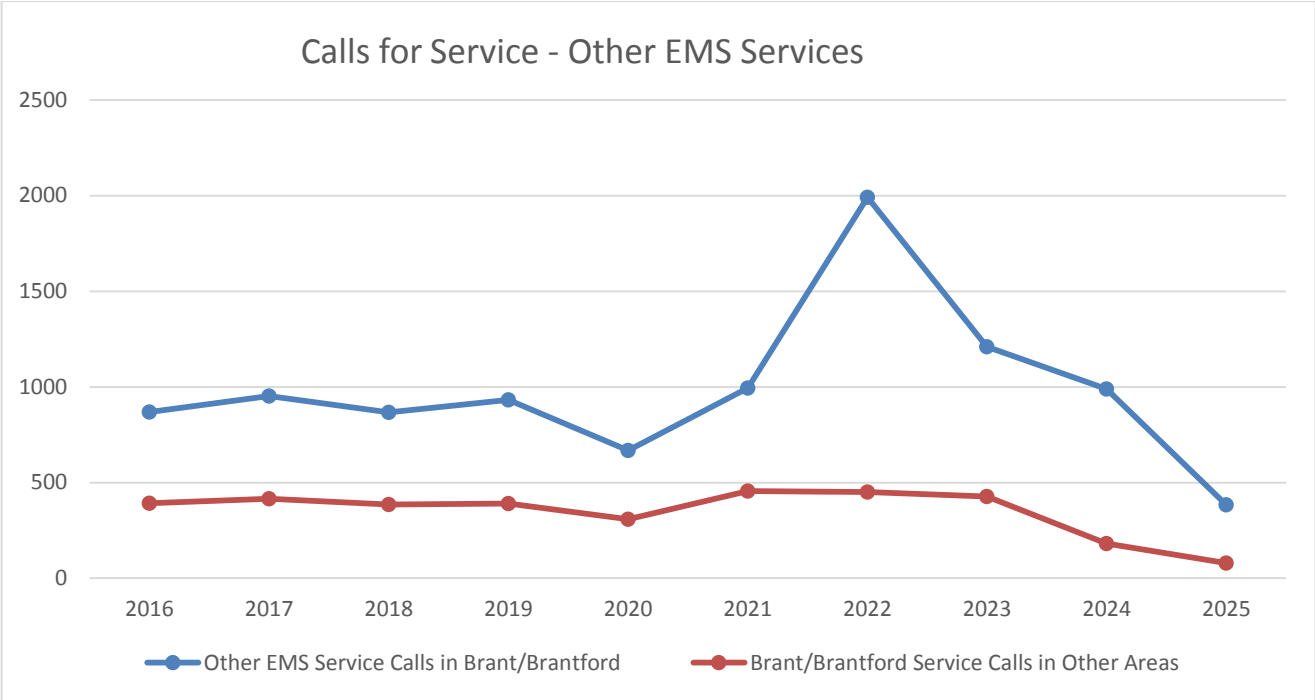
2024	TOTAL LOST HOURS in ED OFFLOAD	TOTAL CODE 0	LONGEST EPISODE (minutes)	AVERAGE TRANSPORTS PER DAY	AVERAGE TIME PER CALL in ED 90%
JAN	1,350:48:28	169	175	42.3	2:49:37
FEB	1,120:57:47	120	175	41.2	2:39:56
MAR	934:04:19	102	110	38.1	2:17:31
APR	1,091:12:42	96	180	39.1	2:37:33
MAY	1,054:48:37	165	180	42	2:16:04
JUN	1,192:32:36	220	150	45.2	3:27:33
JUL	833:11:16	205	180	40	1:58:38
AUG	1051:09:28	226	120	42.9	2:14:32
SEP	391:50:48	186	110	37.5	1:09:20
OCT	215:51:51	80	85	33.6	0:48:59
NOV	192:49:44	83	60	32.2	0:43:38
DEC	176:10:20	88	140	33.8	1:21:59
2025	TOTAL LOST HOURS in ED OFFLOAD	TOTAL CODE 0	LONGEST EPISODE (minutes)	AVERAGE TRANSPORTS PER DAY	AVERAGE TIME PER CALL in ED 90%
JAN	161:47:43	117	145	36.58	0:49:22
FEB	187:10:53	110	270	35.36	0:55:09
MAR	156:54:15	141	155	35.16	0:49:26
APR*	126:02:08	64	119	40.33	0:54:07
MAY*	287:44:31	76	120	41.65	1:00:44
JUN					
JUL					
AUG					
SEP					
OCT					
NOV					
DEC					

## Call for Service – Other EMS Services

In instances where a Brant-Brantford paramedic cannot respond to a call, other EMS services in surrounding jurisdictions respond. Similarly, when other jurisdictions cannot respond to a

call, Brant-Brantford Paramedics respond. The table below identifies the number of occurrences that happened from 2015-2024.

Data shows that the number of calls has declined in 2024 with the new 24/7 dedicated offload nurse program and adding additional paramedic vehicles.



### Summary and Recommendations

While the Service continues to perform as efficiently as possible, systemic challenges continue to place limitations on its ability to effectively respond to call demand. Staff will continue to investigate efforts to mitigate issues within municipal authorities such as resource availability, but obstacles are generated by limited local healthcare capacity and will require significant funding and legislative changes by the province.

### Attachments

1. 911 Make the Right Call

### Reviewed By

Cindy Stevenson, General Manager, Emergency & Protective Services

### Copied To

Alison Newton, Chief Administrative Officer

### By-law and/or Agreement

By-law Required	No
Agreement(s) or other documents to be signed by Mayor and /or Clerk	No





# 911



## Make the Right Call

Approximately half of all 911 calls are non-emergencies.

Every non-emergency call ties up resources that could be helping someone in a life-threatening situation.

Residents are encouraged to call 911 only in an emergency, and to seek other health care services for less urgent needs.

Our emergency services operate 24/7, and they need your help to stay available for real emergencies!

### Emergency (Call 911)

- Life-threatening medical emergencies
- Serious accidents with injuries
- Crimes in progress
- Fire emergencies
- Immediate danger to person or property

### Non-Emergency

- Urgent but non-emergency medical concerns
- Minor traffic accidents without injuries
- Noise complaints
- Bylaw violations
- General police inquiries

#### Urgent Care Medical Services

Urgent care provides fast treatment for non-life-threatening illnesses or injuries that need prompt attention. It's a convenient option when you can't wait for a doctor's appointment but don't need the ER. Local urgent and non-urgent care options below. If you're ever unsure, call 911.

#### Non-Emergency Medical inquiries

For free non-urgent healthcare advice call **811** or visit **health811.ontario.ca** to access the online chat.

#### Willetts Urgent Care Centre 238 Grand River Street North, Paris

The Willett Urgent Care Centre is an acute care facility staffed by doctors and nurses to provide rapid and expert care for non-emergent conditions.

Hours: Monday - Friday, 9 am to 9 pm and Saturday - Sunday, 10 am to 6 pm.

#### Walk-In Medical Clinics

Medical clinics for walk-in or same-day non-urgent care, are available throughout Brant-Brantford. To view a list of locations visit **brant.ca/walkinclinics**.

For additional non-medical resources, please visit the County of Brant and City of Brantford websites.